

# LIST OF PARTS



## MACHINES

Nos. 11-32, 11-34 and 11-35

---

THE SINGER MANUFACTURING COMPANY

# INSTRUCTIONS FOR OILING

To ensure easy running and prevent unnecessary wear of parts which are in movable contact, the machine should be oiled at least twice a day in continuous use. Apply a drop of oil to the shuttle bearing in the shuttle race each time a bobbin is replaced.

Copyright, U. S. A., 1918 and 1936, by  
The Singer Manufacturing Co.  
All Rights Reserved for all Countries

## INDEX

	Page
Accessories.....	27
Bobbin Winder for 11-32 Machine.....	27
Bobbin Winder for 11-34 and 11-35 Machines.....	28
Bobbin Winder and Thread Unwinder Parts for 11-32 and 11-34 Machines.....	29
Bobbin Winder and Thread Unwinder Parts for 11-35 Ma- chine.....	30
Driving Attachment for 11-32 Machine.....	30
Driving Attachment for 11-34 Machine.....	32
Driving Attachment for 11-35 Machine.....	33
Machine No. 11-32.....	5
Machine No. 11-34.....	14
Machine No. 11-35.....	21
Foot Lifter Parts for 11-34 Machine.....	33
Numerical List of Parts.....	35

# INSTRUCTIONS FOR ORDERING

In ordering from this list, use ONLY the part NUMBER in the FIRST column.

The number stamped on a Sewing Machine Part is in every case the number of the single part only.

Every combination of parts sent out as such has its specific number, which, although not stamped on the parts, must be used when ordering the combination.

Each number always indicates the SAME PART in whatever list it appears, or for whatever machine.

The letters after some of the numbers indicate the style of finish only, as follows:

A-Hardened, Polished, Nickel Plated and Buffed

B-Polished, Nickel Plated and Buffed

C-Hardened Only

D-Polished Only

E-Soft, Not Polished

F-Hardened and Polished

F.J-Hardened, Polished and Nickel Plated

G-Bright Rumbled and Nickel Plated

H-Blued

J-Nickel Plated Only

K-Hardened and Nickel Plated

L-Brass Plated

M-Oxidized

N-Japanned, Dull

P-Japanned, Bright

R-Merlized

T-Copper Plated

T.A-Hardened, Polished, Copper and Nickel Plated and Buffed

T.B-Copper and Nickel Plated and Polished

T.J-Copper and Nickel Plated Only

T.K-Hardened, Copper and Nickel Plated

T.M-Copper Plated and Oxidized

T.L-Copper and Brass Plated

U-Zinc Plated

V-Silver Plated

W-Polished and Nickel Plated

Y-Black Nickel Plated Only

Z-Chromium Plated

Z.B-Polished, Nickel Plated, Buffed and Chromium Plated

Z.J-Nickel and Chromium Plated

These letters MUST BE USED when they appear in the list; and AFTER the number as in the list.

In this series:

1 to 1500, 50001 to 51500 and 140001 to 142000 are Screw Numbers

1501 to 1800 and 51501 to 51800 are Nut Numbers

1801 to 2000 and 51801 to 52000 are Roller Numbers

2001 to 50000 and 52001 to 140000 and 142001 to


190000 are Sewing Machine Parts, 190001 and upward

are numbers of Electrical Parts.

The figures in the second column refer only to the plates, illustrating the parts, and are NOT TO BE USED in ordering.

Parts marked with an asterisk (\*) are furnished only when repairs are made at factory.

# LIST OF PARTS COMPLETE FOR



## MACHINE No. 11-32

For Making or Covering Eyelets or Grommet holes, with or without metal rings, in Tarpaulins, Sails, Tents, Mail Bags, Etc. Clearance under arm 30 inches from the needle to the base of the arm. Drop feed. S.D.A. Regularly furnished for holes 1/2 in., 5/8 in., 3/4 in. and 7/8 in. diameter, but if so ordered the machine will be fitted to make holes 1 inch to 4 1/2 inches in diameter, the variations in size being not less than 1/4 inch. Pulley No. 11440, diameter 7 inches. Speed 500 R. P. M.

No.	Plate	Name
• 122326	-----	Arm.....
122327	-----	" 122326 with 65D, 14578, 15404, 122328, two each 434C and 15405.....
19785	1894	Arm Dowel Pin.....
56715	22441	" Packing.....
50346E	22419	" Screw.....
43263	1894	" " Washer.....
122470	22442	" Shaft.....
11354	22419	" " Bushing.....
437C	1894	" " " Set Screw.....
56536	22419	" " Gear with two 445C.....
3012	1894	" " " Pin.....
445C	1894	" " " Set Screw.....
144D	1894	" " Screw.....
9842	1894	" " " Washer.....
14578	22434	" Side Cover.....
65D	1894	" " " Hinge Screw.....

## PARTS FOR MACHINE NO. 11-32

No.	Plate	Name
14579	22434	Arm Side Wheel with two 446C.....
446C	1894	" " " Set Screw.....
14607	22419	" " " Shaft.....
122328	22419	" " " Bushing.....
434C	1894	" " " " Set Screw..
56537	22419	" " " " Gear with 453C....
2117	1894	" " " " Pin.....
453C	1894	" " " " Set Screw....
144D	1894	" " " " Screw.....
8708	22419	" Spool Pin.....
11241	1894	" " " Washer (cloth).....
122301	22435	Balance Wheel with two 354C.....
122302	-----	" " 122301 with 11442, 122469, two 1402D and four 401E.....
25362	1894	Balance Wheel Ball, size 3/16 in.....
122303	-----	" " " Ring.....
122304	22419	" " " 122303 with eighteen 25362.....
122306	22419	Balance Wheel Ball Washer (left).....
122469	22419	" " " " (right).....
1402D	1894	" " " " Screw..
11442	22435	" " Friction Washer (paper)..
401E	1894	" " " " Screw....
354C	1895	" " Set Screw.....
56626	22441	Cloth Plate.....
56627	22441	" " Bracket with two 1107C.....
1107C	1895	" " Set Screw.....
56629	-----	Cloth Plate complete, for 1 in. to 4 1/2 in. grommet holes, Nos. 14760, 56626, 56627 and eight 389D.....
389D	1895	Cloth Plate Screw.....
56718	22437	Crank Connecting Rod with two 145E.....
145E	1895	" " " Cap Screw.....
565C	1895	" " " Hinge Screw.....
1513J	1898	" " " " " Nut....
*56717	-----	Cylinder, 5 in. diam., with 436C, 4448 and 122391.....
11367	22422	Feed Cam with two 445C.....
445C	1894	" " Set Screw.....
11368	22419	" Connecting Link.....
565C	1895	" " " Hinge Screw.....
1513J	1898	" " " " " Nut....
56719	22425	" Dog, 7 teeth (12 teeth to the inch) for 56742, 56744, 56746, 122393 to 122397 and 122408.....
56720	22424	Feed Dog (left) 11 teeth (10 teeth to the inch) for 56747.....
56721	22424	Feed Dog (right) 11 teeth (10 teeth to the inch) for 56748.....
56722	22424	Feed Dog Adjusting Piece.....
56723	22425	" " " " Carrier.....
1300E	22410	" " " " Screw.....
1140	1898	" " " " Set Screw.....

No.	Plate	Name
56724	22437	Feed Forked Connection.....
565C	1895	" " " Hinge Screw.....
1513J	1898	" " " " " Nut..
6132	1895	" " " Universal Joint..
212C	1895	" " " " "
		Cap Screw.....
23C	1895	Feed Forked Connection Universal Joint
		Hinge Screw.....
14583	22419	Feed Regulator.....
568E	1895	" " Hinge Screw.....
254D	22419	" " Thumb Screw.....
56725	22442	" Rock Shaft.....
14504	22414	" " " for 56533.....
14505	22414	" " " Arm with 436C.....
56707	22431	" " " " 14505 with 212C and
		6132.....
*56533	-----	Feed Rock Shaft Arm 56707 with 14504
		and 14524.....
2117	1894	Feed Rock Shaft Arm Pin.....
436C	1895	" " " " Set Screw.....
4448	1895	" " " Back Bearing Oil Tube..
56726	22414	" " " Crank (forked) with
		445C.....
14522	22414	Feed Rock Shaft Crank with 445C.....
14524	-----	Feed Rock Shaft Crank complete, Nos. 164D
		6312, 14522 and 14523.....
2117	1894	Feed Rock Shaft Crank Pin.....
58277	1895	" " " " " for 56726....
14523	1895	" " " " Roller.....
164D	1895	" " " " Cap Screw..
6312	1895	" " " " " " "
		Washer.....
445C	1894	Feed Rock Shaft Crank Set Screw.....
304C	1896	" " " Screw Center.....
1513J	1898	" " " " " Nut.....
56727	22441	" Rod with 122416.....
23C	1895	" " Hinge Screw.....
122416	1896	" " " Bushing.....
14501	1896	" " Spring.....
219D	1896	" " " Screw.....
56728	22411	Grommet Hole Center Guide (steel) for
		3/8 in. hole, for 56742.....
122407	22411	Grommet Hole Center Guide (steel) for
		3/8 in. ring, for 122408.....
14740	22411	Grommet Hole Center Guide (steel) for
		1/2 in. ring or 7/16 in. hole, for
		56744.....
14741	22411	Grommet Hole Center Guide (steel) for
		5/8 in. ring or 1/2 in. hole, for
		56746.....
14742	22411	Grommet Hole Center Guide (steel) for
		3/4 in. ring or 5/8 in. hole, for



## PARTS FOR MACHINE NO. 11-32

9

No.	Plate	Name
19981	-----	Needle Bar Connecting Stud 11383 with 11539.....
445F	1894	Needle Bar Connecting Stud Set Screw...
14728	22421	" " Frame with 190J and 14732...
14610	22420	" " " Cam.....
56540	-----	Needle Bar Frame Cam complete, Nos. 14610 56541 and two 159D.....
56541	22420	Needle Bar Frame Cam Bevel Gear.....
567C	1896	" " " " " " Screw..
14613	22420	" " " " Cover.....
219D	1896	" " " " " Screw.....
159D	1896	" " " " " Screw.....
56542	22420	" " " " Driving Bevel Pinion with two 445C.....
445C	1894	Needle Bar Frame Driving Bevel Pinion Set Screw.....
14615	22420	Needle Bar Frame Hinge Pin.....
435C	1896	" " " " " Set Screw...
14729	22421	" " " " Pitman.....
1371C	1896	" " " " Hinge Screw....
14730	22420	" " " " " Stud.....
14731	1898	" " " " " Collar with 448C.....
448C	1896	Needle Bar Frame Pitman Hinge Stud Collar Set Screw.....
56544	-----	Needle Bar Frame Regulator with 217E, 236E, 1876, 14026 and 56545.....
50676E	1896	Needle Bar Frame Regulator Adjusting Screw.....
14616	1896	Needle Bar Frame Regulator Adjusting Screw Sleeve.....
236E	1896	Needle Bar Frame Regulator Adjusting Screw Stop Screw (lower).....
217E	1896	Needle Bar Frame Regulator Adjusting Screw Stop Screw (upper).....
1714C	1896	Needle Bar Frame Regulator Adjusting Screw Nut.....
17738	1896	Needle Bar Frame Regulator Adjusting Screw Nut Washer.....
1876	1896	Needle Bar Frame Regulator Roller and Screw Stud.....
56545	22420	Needle Bar Frame Regulator Shaft.....
14026	1896	" " " " " Pin....
164D	1895	" " " " " Screw.....
41544	1896	" " " " " Washer.
14732	1898	" " " " Thread Guard.....
190J	1896	" " " " " Screw....
56522	1896	" " " " Washer (steel).....
12702	1898	" " Clamp with 680F and 11385.....
11385	-----	" " " G1b.....
680F	1898	" " " Thumb Screw.....
58253	22436	Oil Cup.....
11917	22436	Cover.....



No.	Plate	Name
50063D	22414	Presser Bar Lifter Hinge Screw.....
1513J	1898	" " " " " Nut.....
194D	1898	" " " Screw Stud.....
2022	1899	" " " Stop Pin.....
11991	22417	" " Spring.....
11411	1899	" " " Collar with 453C....
453C	1894	" " " " Set Screw....
56732	22424	" Foot (left).....
56733	22424	" " (right).....
14762	22424	" " for grommet holes.....
14763	22424	" " " rings.....
190J	1896	" " Screw.....
16901	22422	Shuttle Bobbin.....
56734	22422	" Cylinder.....
122322	-----	" " 56734 with 1323F and 56736.....
8777	1899	Shuttle Cylinder Hinge Pin.....
43239	22422	" " Latch.....
43236	1899	" " " Hinge Pin.....
19869	1899	" " " Spring.....
56735	22422	" Frame.....
122323	-----	" " 56735 with 19869, 43236 and 43239.....
1323F	1899	Shuttle Tension Regulating Screw.....
56736	22422	" " Spring.....
56737	22422	Shuttle (cylinder) 4 in. diam., complete Nos. 8777, 16901, 122322 and 122323..
56738	22422	Shuttle Driver.....
58277	1895	" " Pin.....
56739	22418	" Race.....
56740	22418	" " Ring.....
32885	22423	" " " Cap.....
96D	1899	" " " " Screw.....
21788	1899	" " " Spring.....
50173E	1899	" " Screw.....
14766	1897	Tension (lower) Bracket.....
190J	1896	" " " Screw.....
8879	1897	" " Friction Washer (cloth)
11043	1897	" " " " (steel)
1560C	1899	" " Regulating Thumb Nut...
8905	1899	" " " " " "
		Washer.....
632E	22418	Tension (lower) Screw Stud.....
58596	-----	" " " " 632E with 1560C.....
8791	1897	Tension (lower) Spring.....
11044	1897	" " Wheel.....
2102	1897	" (upper) Disc.....
1560C	1899	" " Regulating Thumb Nut...
8905	1899	" " " " " "
		Washer.....
14767	1897	Tension (upper) Releaser.....
14768	22423	" " " " " "



No.	Plate	Name
122394	-----	Throat Plate 56745 with 175D and 14743, for 7/8 in. ring, for 56719.....
122395	-----	Throat Plate 56745 with 175D and 14744, for 1 in. ring, for 56719.....
122396	-----	Throat Plate 56745 with 175D and 14745, for 1 in. hole, for 56719.....
122397	-----	Throat Plate 56745 with 175D and 14746, for 1 1/4 in. hole, for 56719.....
122398	-----	Throat Plate with 846D, for 1 1/2 in. to 4 1/2 in. holes, for 14747 to 14759 and 56719.....
56747	22424	Throat Plate (left) for 56720.....
56748	22424	" " (right) for 56721.....
56749	22425	" " Holder.....
164F	1895	" " " Screw.....
202D	22401	" " " Screw (long).....
228D	22401	" " " (short).....
•15404	-----	Trade Mark.....
15405	-----	" " Rivet.....

Genuine Singer Needles should be used  
in Singer Machines.  
These Needles and their Containers  
are marked with the  
Company's Trade Mark "SIMANCO." 1

Needles in Containers marked  
"For Singer Machines"  
are not Singer made needles. 2

# MACHINE No. 11-34

For Stitching Tents, Tarpaulins, Wagon Covers and other Work in Canvas. Drop feed. Feed across the cylinder, Alternating pressers, flexible shuttle race, foot lifter and S. D. A. Pulley No. 11440, diameter 7 inches. Speed 600 R. P. M.

No.	Plate	Name
*122368	-----	Arm.....
122369	-----	" 122368 with 65D, 14710, 15404, 122372, two each 437C and 15405.....
8702	22401	Arm Dowel Pin.....
338E	22401	" Screw.....
122313	22442	" Shaft.....
122314	22418	" " Bushing.....
446C	1894	" " " Set Screw.....
17429	22418	" " Gear with 453C.....
2117	1894	" " " Pin.....
453C	1894	" " " Set Screw.....
144D	1894	" " Screw.....
14710	22434	" Side Cover.....
65D	1894	" " " Hinge Screw.....
11957	22434	" " Wheel with two 446C.....
446C	1894	" " " Set Screw.....
6805	22417	" " " Shaft.....
56539	-----	" " " " 6805 with 11957...
122372	22417	" " " " Bushing.....
437C	1894	" " " " " Set Screw.
17430	22418	" " " " Gear with 453C....
2117	1894	" " " " " Pin.....
453C	1894	" " " " " Set Screw....
144D	1894	" " " " " Screw.....
8708	22419	" Spool Pin.....
11241	1894	" " " Washer (cloth).....
122315	22435	Balance Wheel with two 354C.....
122316	-----	" " 122315 with 11442, 122469, two 1402D and four 401E.....
25362	1894	Balance Wheel Ball size 3/16 in.....
*122317	-----	" " " Ring (brass).....
122318	22419	" " " " 122317 with eighteen 25362.....
122319	22417	Balance Wheel Ball Washer (left).....
122469	22419	" " " " (right).....
1402D	1894	" " " " " Screw.
11442	22435	" " Friction Washer (paper)..
401E	1894	" " " " " Screw....
354C	1895	" " " Set Screw.....
122319	22419	Clank Connecting Rod with two 1402D....

No.	Plate	Name
145E	1895	Crank Connecting Rod Cap Screw.....
565C	1895	" " " Hinge Screw.....
1513J	1898	" " " " " Nut...
*122377	-----	Cylinder, 3 1/8 in. diam.....
3032	22414	Feed Cam with 446C.....
446C	1894	" " Set Screw.....
3033	22401	" Connecting Link.....
375C	22401	" " " Hinge Screw.....
1518E	1899	" " " " " Nut...
56602	22427	" Dog, 10 teeth (13 teeth to the inch) for 56608.....
14715	22414	Feed Dog Carrier.....
792C	22401	" " Screw.....
12097	22437	" Forked Connection.....
372C	22401	" " " Hinge Screw.....
1518E	1899	" " " " " Nut..
12091	22403	" Regulator.....
58E	22401	" " Hinge Screw.....
50322D	22403	" " Thumb Screw.....
12087	22437	" Rock Shaft.....
14630	-----	Feed Rock Shaft complete, Nos. 12087 and 14631.....
*56709	-----	Feed Rock Shaft 14630 with 14715.....
4448	1895	" " " Back Bearing Oil Tube..
14631	22417	" " " Crank with 453C.....
2117	1894	" " " " Pin.....
453C	1894	" " " " Set Screw.....
11475	22417	Lifting Presser Bar.....
11476	22415	" " " Bell Crank.....
166D	22401	" " " " " Hinge Cap Screw.....
1851	22401	Lifting Presser Bar Bell Crank Lifting Roller with 610D.....
610D	22401	Lifting Presser Bar Bell Crank Lifting Roller Screw.....
1518E	1899	Lifting Presser Bar Bell Crank Lifting Roller Screw Nut.....
2718	22402	Lifting Presser Bar Bell Crank Lifting Roller Screw Nut Washer.....
58643	22415	Lifting Presser Bar Bracket with two 145E.....
145E	1895	Lifting Presser Bar Bracket Clamping Screw.....
11909	22421	Lifting Presser Bar Lifter with 8761 and 8763.....
8760	22420	Lifting Presser Bar Lifter Friction Washer.....
16D	22403	Lifting Presser Bar Lifter Hinge Screw.
8761	22402	" " " " Stop Pin....
11907	22415	" " " Lifting Link.....
166D	22401	" " " " " Cap Screw.....

## PARTS FOR MACHINE NO. 11-34

No.	Plate	Name
8763	22402	Lifting Presser Bar Lifting Link Hinge Stud.....
7958	22402	Lifting Presser Bar Lifting Link Hinge Stud Pin.....
43267	22402	Lifting Presser Bar Lifting Link Hinge Stud Washer.....
11479	22416	Lifting Presser Bar Rock Shaft.....
58578	22417	" " " " " Adjusting Arm with 453C.....
2117	1894	Lifting Presser Bar Rock Shaft Adjusting Arm Pin.....
453C	1894	Lifting Presser Bar Rock Shaft Adjusting Arm Set Screw.....
11481	22415	Lifting Presser Bar Rock Shaft Bracket.
*58245	-----	" " " " " "
		11481 with 2117, 11479, 11484 and 58578.....
2002	22402	Lifting Presser Bar Rock Shaft Bracket Dowel Pin (lower).....
4389	22402	Lifting Presser Bar Rock Shaft Bracket Dowel Pin (upper).....
123E	22403	Lifting Presser Bar Rock Shaft Bracket Screw.....
11484	22415	Lifting Presser Bar Rock Shaft Crank with 453C and 1850.....
2117	1894	Lifting Presser Bar Rock Shaft Crank Pin.....
1850	22402	Lifting Presser Bar Rock Shaft Crank Roller and Stud.....
453C	1894	Lifting Presser Bar Rock Shaft Crank Set Screw.....
11486	22415	Lifting Presser Bar Rock Shaft Eccentric Strap with two each 141E and 1528C.....
141E	22402	Lifting Presser Bar Rock Shaft Eccentric Strap Adjusting Screw.....
1528C	22402	Lifting Presser Bar Rock Shaft Eccentric Strap Adjusting Screw Nut....
608C	22403	Lifting Presser Bar Rock Shaft Eccentric Strap Hinge Screw.....
1513E	1899	Lifting Presser Bar Rock Shaft Eccentric Strap Hinge Screw Nut.....
11487	22410	Lifting Presser Bar Rock Shaft Eccentric Strap Hinge Screw Slide.....
11488	22403	Lifting Presser Bar Rock Shaft Eccentric Strap Hinge Screw Slide Washer.....
258E	22402	Lifting Presser Bar Screw Bushing.....
11489	22415	" " " Sleeve (lower).....
11490	22416	" " " " (upper).....
11491	-----	" " " " " 11490 with 11492.....

No.	Plate	Name
11492	22402	Lifting Presser Bar Sleeve (upper) Cap.
11493	22436	" " " Spring (flat).....
58252	22416	" " " " Bracket.....
1177D	22402	" " " " " Screw
4389	22402	" " " " Guide Pin...
19951	22427	" " Foot with 211F.....
2049	22402	" " " Pin.....
211F	22402	" " " Set Screw.....
11538	22421	Needle Bar.....
11539	22414	" " Connecting Link.....
566C	1896	" " " " Hinge Screw.
1513J	1898	" " " " " "
		Nut.....
11383	22414	Needle Bar Connecting Stud with two 445F.....
19981	-----	Needle Bar Connecting Stud 11383 with 11539.....
445F	1894	Needle Bar Connecting Stud Set Screw...
258C	22402	" " Screw Bushing.....
19702	1898	" Clamp with 680F and 11385.....
*11385	-----	" " Gib.....
680F	1898	" " Thumb Screw.....
58253	22436	Oil Cup.....
11917	22436	" " Cover.....
9084	22420	" " " Hinge Pin.....
2205	1898	" " " Latch Spring.....
207F	1896	" " " " " Screw.....
8953	1898	" or Wax Stripper (felt).....
8482	1896	" " " " Washer (steel) for 58253.....
11918	1898	Oil or Wax Stripper Washer (steel).....
207F	1896	" " " " " Screw.....
58254	22436	Oil Cup complete, Nos. 2205, 8482, 9084, 11917, 11918, 58253, two 8953 and three 207F.....
134D	1898	Oil Cup Screw.....
*12090	22416	Oscillating Rock Shaft with 11165.....
11164	22416	" " " Hinge Pin.....
435C	1896	" " " " " Set Screw.....
11165	1899	Oscillating Rock Shaft Oil Pad.....
56530	-----	" " " 12090 with 11164.
122383	22436	" Shaft with 2049 and 56712..
122381	22416	" " Bushing (front).....
435C	1896	" " " Set Screw....
12088	22416	" " Crank.....
14633	22416	Oscillating Shaft Crank complete, Nos. 453C, 1513J, 5868 and 12088.....
2117	1894	Oscillating Shaft Crank Pin.....
453C	1894	" " " Set Screw.....
9119	1898	" " " Slide Block....

## PARTS FOR MACHINE NO. 11-34

No.	Plate	Name
5868	1898	Oscillating Shaft Crank Slide Block complete, Nos.190D,1054C,5968 and 9119.....
190D	1896	Oscillating Shaft Crank Slide Block Cap Screw.....
5968	1899	Oscillating Shaft Crank Slide Block Cap Screw Washer.....
1054C	1898	Oscillating Shaft Crank Slide Block Screw Stud.....
1513J	1998	Oscillating Shaft Crank Slide Block Screw Stud Nut.....
*56712	-----	Oscillating Shaft Sleeve, for 122383...
2049	22402	" " " Pin.....
50323D	22402	Pressure Regulating Thumb Screw.....
14535	22406	Shuttle Bobbin.....
122417	22406	" Cylinder.....
122418	-----	" " 122417 with 773F and 122422.....
122409	22406	Shuttle Cylinder Hinge Pin.....
122410	22406	" " Latch.....
12002	22406	" " " Pin.....
122419	22408	" " " Spring.....
122420	22406	" Frame.....
122421	-----	" " 122420 with 12002,122410 and 122419.....
773F	22406	Shuttle Tension Regulating Screw.....
122422	22408	" " Spring.....
122423	22406	Shuttle (cylinder) 2 1/2 in. diam. complete, Nos.14535,122409,122418 and 122421.....
56713	22406	Shuttle Driver and Feed Lifting Cam....
2049	22402	" " " " " " Pin
14554	22427	" Race.....
122332	22427	" " Ring.....
119C	22410	" " Screw.....
11502	22416	Tension Bracket and Vibrating Presser Bar Cap with 11424.....
11501	-----	Tension Bracket and Vibrating Presser Bar Cap complete, Nos.122E,9525, 11502,11506,11936,11937,12042 and two 190E.....
159F	1896	Tension Bracket and Vibrating Presser Bar Cap Screw (left).....
145F	1895	Tension Bracket and Vibrating Presser Bar Cap Screw (right).....
5983	22402	Tension Friction Washer (felt).....
11423	22402	" " " (steel).....
1560C	1899	" Regulating Thumb Nut.....
8905	1899	" " " Washer....
607E	22416	" Screw Stud.....
58598	-----	" " " 607E with 1560C.....
122E	22402	" " " Clamping Screw.....
8751	1897	" " " Spring.....

No.	Plate	Name
11044	1897	Tension Wheel.....
12042	-----	Tension Wheel complete, Nos.8791,8905, 11044,11423,58598 and two 5983....
11424	22402	Thread Eyelet (front of arm) for 11502.
11950	1899	" " (side of arm) for 11503..
11495	22408	" " (side of arm).....
190J	1896	" " " " " Screw.....
2102	1897	" Retaining Disc.....
1560C	1899	" " Regulating Thumb Nut..
8905	1899	" " " " " "
		Washer.....
606E	22408	Thread Retaining Screw Stud.....
58597	-----	" " " " 606E with 1560C.....
2103	1899	Thread Retaining Spring.....
11503	-----	Thread Retainer complete,Nos.2103,8905, 58597 and two 2102.....
12044	22423	Thread Take-up Cam with two 434C.....
8873	1899	" " " Pin.....
434C	1894	" " " Set Screw.....
58295	-----	" " Lever.....
58296	22416	" " " 58295 with 1995...
58320	-----	" " " 58296 with 50437D.
50437D	22416	" " " Hinge Screw.....
1995	1899	" " " Roller and Screw Stud with 1518E.....
1518E	1899	Thread Take-up Lever Roller and Screw Stud Nut.....
11506	22408	Thread Take-up Spring.....
11936	22408	" " " Regulator Plate..
190E	1896	" " " " " "
		Adjusting Screw.....
11937	22408	Thread Take-up Spring Staple.....
9525	22408	" " " " Washer.....
56607	-----	Throat Plate Body.....
14563	-----	" " Needle Hole Strip.....
401D	1894	" " " " " Screw...
56608	22427	Throat Plate complete for 56602, Nos. 14563,56607 and two 401D.....
14783	22427	Throat Plate Holder.....
389F	1895	" " " Screw.....
202D	22401	" " Screw (long).....
228D	22401	" " " (short).....
56609	22430	Vibrating Presser Bar.....
11509	22408	" " " Cushion (rawhide)
233D	22408	" " " " Screw....
122384	22430	" " " Hinge Bracket with 145F.....
145F	1895	Vibrating Presser Bar Hinge Bracket Ad- justing Screw.....
164D	1895	Vibrating Presser Bar Hinge Cap Screw..
41544	1896	" " " " " "

No.	Plate	Name
11512	22430	Vibrating Presser Bar Spring.....
11939	22408	" " " " Adjusting Staple.....
190J	1896	Vibrating Presser Bar Spring Adjusting Staple Screw.....
223D	22408	Vibrating Presser Bar Spring Screw....
56610	22427	" " Foot.....
898D	22408	" " " Screw.....
1528J	22402	" " " " Nut.....
*15404	-----	Trade Mark.....
15405	-----	" " Rivet.....

**Genuine Singer Needles should be used  
in Singer Machines.  
These Needles and their Containers  
are marked with the  
Company's Trade Mark "SIMANCO." 1**

**Needles in Containers marked  
"For Singer Machines"  
are not Singer made needles. 2**

# MACHINE No. 11-35

For Military Boot Legs and Similar Tubular Work. Drop feed up the cylinder and parts to change to feed across the cylinder. S. D. A. No. 122435. Balance wheel No. 122316. Pulley No. 11440. Diameter 7 inches. Speed 650 R. P. M.

No.	Plate	Name
*122366	-----	Arm.....
122367	-----	" 122366 with 65D, 12453, 14710, 15404, 122372, two each 437C and 15405....
8702	22401	Arm Dowel Pin.....
12453	22404	" Oil Tube, for intermediate bearing.
338E	22401	" Screw.....
122360	22442	" Shaft.....
122314	22418	" " Bushing.....
435C	1896	" " " Set Screw.....
17429	22418	" " Gear with 453C.....
2117	1894	" " " Pin.....
453C	1894	" " " Set Screw.....
144D	1894	" " Screw.....
14710	22434	" Side Cover.....
65D	1894	" " " Hinge Screw.....
11957	22434	" " Wheel with two 446C.....
446C	1894	" " " Set Screw.....
6805	22417	" " " Shaft.....
56539	-----	" " " " 6805 with 11957...
122372	22417	" " " " Bushing.....
437C	1894	" " " " " Set Screw.
56624	22404	" " " " Gear with 453C....
2117	1894	" " " " " Pin.....
453C	1894	" " " " " Set Screw....
144D	1894	" " " " " Screw.....
8708	22419	" Spool Pin.....
11241	1894	" " " Washer (cloth).....
122315	22435	Balance Wheel with two 354C.....
122316	-----	" " 122315 with 11442, 122469, two 1402D and four 401E.....
25362	1894	Balance Wheel Ball, size 3/16 in.....
*122317	-----	" " " " Ring (brass).....
122318	22419	" " " " 122317 with eighteen 25362.....
122319	22417	Balance Wheel Ball Washer (left).....
122469	22419	" " " " (right).....
1402D	1894	" " " " " Screw.
11442	22435	" " Friction Washer (paper)..
401E	1894	" " " " " Screw.
354C	1895	" " " " " Set Screw.....

No.	Plate	Name
14540	22437	Crank Connecting Rod with two 145E.....
145E	1895	" " " Cap Screw.....
565C	1895	" " " Hinge Screw.....
1513J	1898	" " " " " Nut....
*122375	-----	Cylinder, 3 1/8 in. diam.....
3032	22414	Feed Cam with 446C.....
446C	1894	" " " Set Screw.....
3033	22401	" Connecting Link.....
375C	22401	" " " " " Hinge Screw.....
1518E	1899	" " " " " Nut...
14716	22426	" Dog, (left) 14 teeth (14 teeth to the inch) for 14520.....
14570	22426	Feed Dog (double) 15 teeth (12 teeth to the inch) for 14574 and 14681.....
14733	22426	Feed Dog Adjusting Piece.....
14715	22414	" " " " " Carrier.....
792C	22401	" " " " " Screw.....
176D	1895	" " " " " Screw.....
12062	22437	" Forked Connection.....
375C	22401	" " " " " Hinge Screw.....
1518E	1899	" " " " " " " Nut.
6132	1895	" " " " " Universal Joint.
212C	1895	" " " " " " "
		Cap Screw.....
23C	1895	Feed Forked Connection Universal Joint Hinge Screw.....
11970	22403	Feed Regulator.....
58E	22401	" " " Hinge Screw.....
818D	22404	" " " Thumb Screw.....
14545	22437	" Rock Shaft.....
14565	22431	" " " " " for 122403.....
14505	22414	" " " " " Arm with 436C.....
56707	22431	" " " " " 14505 with 212C and 6132.....
122403	-----	Feed Rock Shaft Arm 56707 with 14524 and 14565.....
2117	1894	Feed Rock Shaft Arm Pin.....
436C	1895	" " " " " Set Screw.....
4448	1895	" " " " " Back Bearing Oil Tube..
14526	22430	" " " " " Crank (forked) with 445C.....
14522	22414	Feed Rock Shaft Crank with 445C.....
14524	-----	Feed Rock Shaft Crank complete, Nos. 164D 6312, 14522 and 14523.....
3012	1894	Feed Rock Shaft Crank Pin, for 14526...
2117	1894	" " " " " " " 14522...
14523	1895	" " " " " Roller.....
164D	1895	" " " " " " " Cap Screw..
6312	1895	" " " " " " " "
		Washer.....
445C	1894	Feed Rock Shaft Crank Set Screw.....
304C	1896	" " " " " Screw Center.....
1613J	1898	" " " " " Nut.....

No.	Plate	Name
14566	22436	Feed Rod with 122416.....
23C	1895	" " Hinge Screw.....
122416	1896	" " " " Bushing.....
14501	1896	" " Spring.....
219D	1896	" " " Screw.....
11975	22431	Needle Bar.....
*11976	22431	" " Connecting Link.....
375C	22401	" " " " Hinge Screw.
1518E	1899	" " " " " "
		Nut.....
14547	22431	Needle Bar Connecting Stud with two 453C.....
453C	1894	Needle Bar Connecting Stud Set Screw...
56529	-----	" " " " 14547 with 11976.....
258C	22402	Needle Bar Screw Bushing.....
19702	1898	" Clamp with 680F and 11385.....
*11385	-----	" " Gib.....
680F	1898	" " Thumb Screw.....
58253	22436	Oil Cup.....
11917	22436	" " Cover.....
9084	22420	" " " Hinge Pin.....
2205	1898	" " " Latch Spring.....
207F	1896	" " " " " Screw.....
8953	1898	" or Wax Stripper (felt).....
8482	1896	" " " " Washer (steel).....
11918	1898	" " " " (steel).....
207F	1896	" " " " " Screw.....
58254	22436	Oil Cup complete, Nos.2205,8482,9084, 11917,11918,58253,two 8953 and three 207F.....
134D	1898	Oil Cup Screw.....
*12090	22416	Oscillating Rock Shaft with 11165.....
11164	22416	" " " Hinge Pin.....
435C	1896	" " " " " Set Screw.....
11165	1899	Oscillating Rock Shaft Oil Pad.....
56530	-----	" " " 12090 with 11164
122424	22436	" Shaft with 2049 and 56712..
122381	22416	" " Bushing (front).....
122425	22408	" " Collar with two 453C.
453C	1894	" " " Set Screw.....
122430	22431	" " Crank.....
122431	22431	Oscillating Shaft Crank complete, Nos. 453C,1513J,5868 and 122430.....
2117	1894	Oscillating Shaft Crank Pin.....
453C	1894	" " " Set Screw.....
9119	1898	" " " Slide Block....
5868	1898	Oscillating Shaft Crank Slide Block complete,Nos.190D,1054C,5968 and 9119.....
190D	1896	Oscillating Shaft Crank Slide Block Cap Screw.....

No.	Plate	Name
5968	1899	Oscillating Shaft Crank Slide Block Cap Screw Washer.....
1054C	1898	Oscillating Shaft Crank Slide Block Screw Stud.....
1513J	1898	Oscillating Shaft Crank Slide Block Screw Stud Nut.....
*56712	-----	Oscillating Shaft Sleeve.....
2049	22402	" " " Pin.....
11986	22417	Presser Bar.....
11988	22431	" " Guide Bracket with 175D and 446C.....
175D	1896	Presser Bar Guide Bracket Adjusting Screw.....
12066	22431	Presser Bar Guide Bracket Guide with 7393.....
164D	1895	Presser Bar Guide Bracket Guide Screw..
446C	1894	" " " " Set Screw....
11990	22431	" " Lifter.....
685D	22408	" " " Hinge Screw.....
7393	22404	" " " Stop Pin.....
258E	22402	" " Screw Bushing.....
11991	22417	" " Spring.....
14559	22426	" Foot (left).....
14680	22426	" (short right toe).....
176D	1895	" " Screw.....
1899	22407	Roller, 1 1/4 in. with 634D and 1528J..
11994	22407	" Arm, for 11992.....
14551	22407	" " " 14553.....
440F	22404	" " Adjusting Screw.....
1547D	22404	" " " " Nut.....
11995	22407	" " Bracket, for 11992.....
14552	-----	" " " " 14553.....
316F	22404	" " " " Screw Center.....
1547D	22404	" " " " " Nut..
2205	1898	" " Lock Spring.....
207F	1896	" " " " Screw.....
1549D	22404	" " " " " Nut.....
634D	22404	" " Screw.....
1528J	22402	" " Nut.....
14553	22407	" Presser (left) 1 1/4 in. roller complete, Nos. 207F, 440F, 1899, 2205, 14551, 14552, two 316F and three 1547D.....
11992	22407	Roller Presser (right) 1 1/4 in. roller complete, Nos. 207F, 440F, 1899, 2205, 11994, 11995, two 316F and three 1547D.....
176D	1895	Roller Presser Screw.....
14535	22406	Shuttle Bobbin.....
11999	22405	" Cylinder.....
*56515	-----	" " 11999 with 774F and 12005.....
122406	22406	Shuttle Cylinder Hinge Pin.....

No.	Plate	Name
12001	22405	Shuttle Cylinder Latch.....
12002	22406	" " " Pin.....
11854	22404	" " " Spring.....
590D	22404	" " " Screw....
12004	22405	" Frame.....
*56526	-----	" " 12004 with 590D, 11854, 12001 and 12002.....
774F	22405	Shuttle Tension Regulating Screw.....
12005	22405	" " Spring.....
11997	22405	Shuttle (cylinder) 2 1/2 in. diam. com- plete, Nos. 14535, 56515, 56526 and 122409.....
56713	22406	Shuttle Driver and Feed Lifting Cam....
2049	22402	" " " " " " Pin.
14554	22427	" Race.....
122332	22427	" " Ring.....
119C	22410	" " Screw.....
12008	22405	Tension Bracket.....
190J	1896	" " Screw.....
8879	1897	" Friction Washer (cloth).....
11423	22402	" " " (steel).....
1560C	1899	" Regulating Thumb Nut.....
8905	1899	" " " " Washer....
411E	22404	" Screw Stud.....
58559	-----	" " " 411E with 1560C.....
11422	22405	" Spring.....
11044	1897	" Wheel.....
11420	-----	Tension (wheel) complete, Nos. 8905, 11044 11422, 11423, 58559 and two 8879....
14555	22404	Thread Eyelet (front of arm).....
11950	1899	" " (side of arm).....
2102	1897	" Retaining Disc.....
1560C	1899	" " Regulating Thumb Nut..
8905	1899	" " " " " "
		Washer.....
686C	22404	Thread Retaining Screw Stud.....
58590	-----	" " " " 686E with 1560C.....
2103	1899	Thread Retaining Spring.....
11041	-----	Thread Retainer complete, Nos. 2103, 8905, 58590 and two 2102.....
12014	22430	Thread Take-up Cam with two 435C.....
3012	1894	" " " Pin.....
435C	1896	" " " Set Screw.....
56612	-----	" " Lever.....
56613	22431	" " " 56612 with 1995...
122404	-----	" " " 56613 with 50437D.
50437D	22416	" " " Hinge Screw.....
1995	1899	" " " Roller and Screw Stud with 1518E.....
1518E	1899	Thread Take-up Lever Roller and Screw Stud Nut.....
11068	22404	Thread Take-up Spring.....

## PARTS FOR MACHINE NO. II-35

No.	Plate	Name
11431	22404	Thread Take-up Spring Regulator Plate..
190E	1896	" " " " "
		Adjusting Screw.....
14520	22426	Throat Plate, for 14716.....
14681	22426	" " (rounded edges) for 14570
14574	22426	" " for 14570.....
14519	22426	" " Holder.....
389F	1895	" " " Screw.....
202D	22401	" " Screw (long).....
228D	22401	" " " (short).....
*15404	-----	Trade Mark.....
15405	-----	" " Rivet.....

**Genuine Singer Needles should be used  
in Singer Machines.  
These Needles and their Containers  
are marked with the  
Company's Trade Mark "SIMANCO." 1**

**Needles in Containers marked  
"For Singer Machines"  
are not Singer made needles. 2**

## ACCESSORIES

No.	Plate	Name
490E	22429	Bolt with 1600E, to secure machine to power table, for 11-34 and 11-35 Machines.....
953C	22429	Bolt with 1522J, to secure machine to power table, for 11-32 Machine....
1522J	22410	Bolt Nut.....
1600E	22410	" Nut.....
9281	22429	" " Washer.....
120344	22428	Oilier (copper plated) with 120345, for 11-32 and 11-35 Machines.....
120346	22428	Oilier (copper plated) with 120347, for 11-34 Machine.....
120345	22428	Oilier Spout, 4 1/2 in. long.....
120347	22428	" " 8 1/2 in. long.....
11831	22429	Screw Driver (large).....
26026	22429	" " (medium).....
26485	22429	" " (small) for 11-32 and 11-34 Machines.....
4822	22429	Wrench, for 1518, 1528 and 1547, for 11-35 Machine.....
8908	22429	Wrench, for 1520.....
8909	22429	" " 1513 and 1518.....
8910	22429	" " 1508, for 11-32 Machine....
25200	22429	" " 354.....

## BOBBIN WINDERS

### BOBBIN WINDER

(SWINGING AUTOMATIC, LEFT HAND)

FOR

11-32 MACHINE

No.	Plate	Name
41894	22432	Base with 449C.....
894D	22409	" Screw.....
60213	22409	Bobbin Position Pin.....
41896	22432	Frame.....
41441	22409	" Hinge Pin.....
449C	22409	" " Set Screw.....
4784	22409	" Oil Pad.....
41897	22432	" Spring.....
43270	22432	Friction Pulley with 43271, two 448C and ten 26070.....
43271	-----	Friction Pulley Ring (leather).....
26070	22409	" " " Rivet (brass).....
448C	1896	" " Set Screw.....
60214	22432	Spindle.....

## BOBBIN WINDER

No.	Plate	Name
60215	22432	Spindle Shaft with 454C and 60213.....
60216	22432	Stop Latch.....
11107	22432	" " Hinge Pin.....
2269	22409	" " Pin.....
41899	22409	Tripping Arm with 176D.....
176D	1895	" " Clamping Screw.....
60217	-----	Bobbin Winder, Nos. 2269, 11107, 41441, 41894, 41896, 41897, 41899, 43270, 60214 to 60216 and two 4784.....
60271	22436	Bracket.....
50124D	22409	" Screw.....
9842	1894	" " Washer.....

## BOBBIN WINDER

(SWINGING AUTOMATIC, LEFT HAND)

FOR

II-34 AND II-35 MACHINES

No.	Plate	Name
41894	22432	Base with 449C.....
894D	22409	" Screw.....
41895	22409	Bobbin Carrier Key.....
41896	22432	Frame.....
41441	22409	" Hinge Pin.....
449C	22409	" " " Set Screw.....
4784	22409	" Oil Pad.....
41897	22432	" Spring.....
43270	22432	Friction Pulley with 43271, two 448C and ten 26070.....
43271	-----	Friction Pulley Ring (leather).....
26070	22409	" " " Rivet (brass).....
448C	1896	" " Set Screw.....
41898	22432	Spindle with 41895.....
60516	22432	Stop Latch.....
60735	-----	" " 60516 with 2269 and 41446...
41446	22432	" " Hinge Pin.....
2269	22409	" " Pin.....
41899	22409	Tripping Arm with 176D.....
176D	1895	" " Clamping Screw.....
60517	-----	Bobbin Winder, Nos. 41441, 41894, 41896 to 41899, 43270, 60735 and two 4784....
150650	22438	Bracket.....
126057	22438	Bracket.....
134D	1898	" Screw.....

BOBBIN WINDER  
AND  
THREAD UNWINDER PARTS  
FOR  
II-32 MACHINE

No.	Plate	Name
27555	22440	Spool Pin.....
27583	22440	" Rest.....
27556	-----	" " 27583 with 138B and two 27555
138B	22409	" " Set Screw.....
2102	1897	Tension Disc.....
1560C	1899	" Regulating Thumb Nut.....
828C	22409	" Screw Stud.....
42418	-----	" " " 828C with 1560C.....
2103	1899	" Spring.....
5769	22409	" Thread Eyelet.....
17547	22409	" " Guide.....
60608	22440	Thread Guard.....
60573	22439	" " Rod, 15 in. long.....
1513J	1898	" " " Nut.....
330E	22409	" " Set Screw.....
60609	-----	Thread Guard complete, Nos.330E,2103, 5769,17547,42418,60608 and two 2102.....
126054	22439	Thread Unwinder (top of arm) complete, Nos. 1513J,27556,60573 and 60609..
126055	-----	Bobbin Winder (swinging automatic, left hand) complete,Nos.9842,50124D, 60217,60271,126054 and three 894D.

BOBBIN WINDER  
AND  
THREAD UNWINDER PARTS  
FOR  
II-34 MACHINE

No.	Plate	Name
27555	22440	Spool Pin.....
27583	22440	" Rest.....
27556	-----	" " 27583 with 138B and two 27555
138B	22409	" " Set Screw.....
27557	22440	" Stand with 138B.....
2102	1897	Tension Disc.....
1560C	1899	" Regulating Thumb Nut.....
828C	22409	" Screw Stud.....

## BOBBIN WINDER AND THREAD UNWINDER

No.	Plate	Name
42418	-----	Tension Screw Stud 828C with 1560C.....
2103	1899	" Spring.....
5769	22409	" Thread Eyelet.....
17547	22409	" " Guide.....
60608	22440	Thread Guard.....
27560	22440	" " Rod, 26 in. long.....
138B	22409	" " Set Screw.....
330E	22409	" " Set Screw.....
60609	-----	Thread Guard complete, Nos. 330E, 2103, 5769, 17547, 42418, 60608 and two 2102.....
41823	22440	Thread Unwinder complete, for two large spools, Nos. 27556, 27557, 27560, 60609 and three wood screws 1 1/4 in. No. 12.....
150651	-----	Bobbin Winder (swinging automatic, left hand) complete for 14535, Nos. 41823, 60517, 150650, two 134D and three 894D.....

BOBBIN WINDER  
AND  
THREAD UNWINDER PARTS  
FOR

11-35 MACHINE

SAME AS NO. 150651 WITH THE FOLLOWING EXCEPTION:

No.	Plate	Name
126058	-----	Bobbin Winder (swinging automatic, left hand) complete, for 14535, Nos. 41823, 60517, 126057, two 134D and three 894D.....

## DRIVING ATTACHMENTS

### DRIVING ATTACHMENT

FOR

11-32 MACHINE

No.	Plate	Name
122301	22435	Balance Wheel with two 354C.....
122302	-----	" " 122301 with 11442, 122469, two 1402D and four 401E.....
25362	1894	Balance Wheel Ball, size 3/16 in.....
122303	-----	" " " Ring.....
122304	22419	" " " 122303 with 11442, 122469, two 1402D and four 401E.....

No.	Plate	Name
122306	22419	Balance Wheel Ball Washer (left).....
122469	22419	" " " " (right).....
1402D	1894	" " " " Screw.
11442	22435	" " Friction Washer (paper)..
401E	1894	" " " " Screw....
354C	1895	" " Set Screw.....
8984	22433	Brake Block (wood).....
58458	22433	" " Stud.....
1036C	22409	" " " Screw.....
11440	22441	Friction Pulley, 7 in. diam., 1 1/2 in. face, with 448C and 11441.....
11441	22409	Friction Pulley Center Bearing.....
448C	1896	" " Set Screw.....
122428	22442	Lever with 1036C.....
122358	22437	" Bracket.....
3012	1894	" " Dowel Pin.....
116E	22409	" " Screw.....
135D	22410	" Screw.....
8991	22433	" " Washer.....
8992	22433	" Spring.....
122363	22433	" " Hook.....
1520J	22410	" " " Nut.....
6055	22410	" " " " Washer.....
166D	22401	" " Screw.....
11864	22434	Shaft Driving Pulley (sectional) 10 in. diam., 1 1/4 in. face, 1 3/16 in. bore, with two 597C.....
597C	22410	Shaft Driving Pulley Clamping Screw....
14672	22441	Treadle (wood).....
14673	22433	" Eyelet.....
342E	22410	" " Screw.....
9842	1894	" " " Washer.....
14674	22433	" Hinge.....
14706	-----	Treadle complete, Nos. 342E, 9842, 14672 to 14674, 14706 and six wood screws 1 1/4 in. No. 10.....
27639	22438	Treadle Pitman Rod (lower).....
14707	22436	" " " (upper).....
80223	22438	" " " Clamp with 361C.....
361C	22410	" " " " Screw.....
14708	22436	Treadle Pitman complete, Nos. 14707, 27639 and 80223.....
122434	-----	Driving Attachment complete, Nos. 135D, 166D, 1520J, 6055, 8984, 8991, 8992, 11440, 11864, 14706, 58458, 122302, 122304, 122306, 122358, 122363, 122428 and two 116E.....

# DRIVING ATTACHMENT FOR 11-34 MACHINE

No.	Plate	Name
122315	22435	Balance Wheel with two 354C.....
122316	-----	" " 122315 with 11442, 122469, two 1402D and four 401E.....
25362	1894	Balance Wheel Ball, size 3/16 in.....
*122317	-----	" " " Ring (brass).....
122318	22419	" " " 122317 with eighteen 25362.....
122319	22417	Balance Wheel Ball Washer (left).....
122469	22419	" " " " (right).....
1402D	1894	" " " " Screw.....
11442	22435	" " Friction Washer (paper).....
401E	1894	" " " " Screw.....
354C	1895	" " Set Screw.....
8984	22433	Brake Block (wood).....
58458	22433	" " Stud.....
1036C	22409	" " " Screw.....
11440	22441	Friction Pulley, 7 in. diam., 1 1/2 in. face with 448C and 11441.....
11441	22409	Friction Pulley Center Bearing.....
448C	1896	" " Set Screw.....
122428	22442	Lever with 1036C.....
*122446	-----	" 122428 with 135D, 8984, 8991, 8992, 58458, 122427 and two 123E.....
122427	22438	Lever Bracket.....
2117	1894	" " Dowel Pin.....
123E	22403	" " Screw.....
135D	22410	" Screw.....
8991	22433	" " Washer.....
8992	22433	" Spring.....
14785	22433	" " Hook.....
1520J	22410	" " " Nut.....
6055	22410	" " " " Washer.....
166D	22401	" " Screw.....
11864	22434	Shaft Driving Pulley (sectional) 10 in. diam., 1 1/4 in. face, 1 3/16 in. bore with two 597C.....
597C	22410	Shaft Driving Pulley Clamping Screw....
126036	22438	Treadle.....
126037	-----	" 126036 with 2718R, 50581R and 126038.....
126205	22438	Treadle Bracket (left).....
126206	-----	Treadle Bracket (left) complete, Nos. 23258, 126205, 126207, 126208 and two wood screws 1 in. No. 14.....
126207	22433	Treadle Bracket (left) Hook.....
23258	22410	" " " " Friction Washer.....

## DRIVING ATTACHMENT

33

No.	Plate	Name
126208	22410	Treadle Bracket (left) Hook Rivet.....
46681	22438	" " (right).....
60502	-----	" " 46681 with two wood screws 1 in. No. 14.....
126211	-----	Treadle complete, Nos. 60502, 126037 and 126206.....
126038	22438	Treadle Extension.....
50581R	22410	" " Screw.....
2718R	22402	" " Washer.....
60858	22433	" Hanging Hook.....
60626	22438	Treadle Pitman complete, Nos. 80223 and two 27639.....
27639	22438	Treadle Pitman Rod (lower).....
27639	22438	" " (upper).....
80223	22438	" " Clamp with 361C.....
361C	22410	" " Screw.....
126212	-----	Treadle and Pitman complete, Nos. 60626, 60858 and 126211.....
122433	-----	Driving Attachment complete, Nos. 166D, 1520J, 6055, 11440, 11864, 14785, 122316, 122318, 122319, 122446 and 126212.....

## DRIVING ATTACHMENT

FOR

II-35 MACHINE

SAME AS NO. 122433 WITH THE FOLLOWING EXCEPTIONS:

No.	Plate	Name
122426	22442	Lever with 1036C, in place of 122428...
3012	1894	" Bracket Dowel Pin, in place of 2117.....
122363	22433	Lever Spring Hook, in place of 14785...
122435	-----	Driving Attachment complete, Nos. 135D, 166D, 1520J, 6055, 8984, 8991, 8992, 11440, 11864, 58458, 122316, 122318, 122319, 122363, 122426, 122427, 126212 and two 123E, in place of 122434..

## FOOT LIFTER PARTS

FOR

II-34 MACHINE

No.	Plate	Name
13351	-----	Chain, 46 in. to 55 in. long, with 56864 and 56865.....

## FOOT LIFTER PARTS

No.	Plate	Name
4879	22433	Chain Connecting Link.....
56864	22433	" Hook (large).....
56865	22433	" " (small).....
122385	22436	Lifting Lever.....
58D	22401	" " Hinge Screw.....
122386	22433	" " Link.....
76D	22410	" " " Hinge Screw.....
19510	22410	" " Spring.....
86D	22410	" " Screw.....
8999	22410	" " Stop Pin.....
4881	22438	Treadle.....
4882	22433	" Shaft.....
4883	22428	" Spring.....
4884	22438	" Stand.....
4885	22438	Treadle complete, Nos. 4879, 4881 to 4884 and two wood screws 1 in. No. 16..
122384	22430	Vibrating Presser Bar Hinge Bracket with 145F.....
145F	1895	Vibrating Presser Bar Hinge Bracket Ad- justing Screw.....
76D	22410	Vibrating Presser Bar Hinge Bracket Lifting Screw.....
122387	-----	Foot Lifter complete, Nos. 58D, 4885, 8999, 13351, 19510, 122385, 122386, two each 76D and 86D.....

**Genuine Singer Needles should be used  
in Singer Machines.  
These Needles and their Containers  
are marked with the  
Company's Trade Mark "SIMANCO." 1**

**Needles in Containers marked  
"For Singer Machines"  
are not Singer made needles. 2**

NUMERICAL LIST OF PARTS  
FOR  
MACHINES

Nos. 11-32, 11-34 and 11-35

## NUMERICAL LIST OF PARTS

---

No.	Plate	Name
16D	22403	Lifting Presser Bar Lifter Hinge Screw, for 11-34 Machine.....
23C	1895	Feed Forked Connection Universal Joint Hinge Screw, for 11-32 and 11-35 Machines.....
23C	1895	Feed Rod Hinge Screw, for 11-32 and 11-35 Machines.....
58E	22401	Feed Regulator Hinge Screw, for 11-34 and 11-35 Machines.....
58D	22401	Foot Lifter Lifting Lever Hinge Screw, for 122387.....
65D	1894	Arm Side Cover Hinge Screw, for 122327, 122367 and 122369.....
76D	22410	Foot Lifter Lifting Lever Link Hinge Screw, for 122387.....
76D	22410	Foot Lifter Vibrating Presser Bar Hinge Bracket Lifting Screw, for 122387.
86D	22410	Foot Lifter Lifting Lever Spring Screw, for 122387.....
96D	1899	Shuttle Race Ring Cap Screw, for 11-32 Machine.....
116E	22409	Driving Attachment Lever Bracket Screw, for 122434.....
119C	22410	Shuttle Race Screw, for 11-34 and 11-35 Machines.....
122E	22402	Tension Screw Stud Clamping Screw, for 11501.....
123E	22403	Driving Attachment Lever Bracket Screw, for 122435 and 122446.....
123E	22403	Lifting Presser Bar Rock Shaft Bracket Screw, for 11-34 Machine.....
134D	1898	Bobbin Winder Bracket Screw, for 126058 and 150651.....
134D	1898	Oil Cup Screw.....
135D	22410	Driving Attachment Lever Screw, for 122434, 122435 and 122446.....
138B	22409	Thread Unwinder Spool Rest Set Screw, for 27556.....
138B	22409	Thread Unwinder Thread Guard Rod Set Screw, for 27557.....
141E	22402	Lifting Presser Bar Rock Shaft Eccentric Strap Adjusting Screw, for 11486.....
144D	1894	Arm Shaft Screw.....
144D	1894	" Side Wheel Shaft Screw.....
145E	1895	Crank Connecting Rod Cap Screw, for 12096, 14540 and 56718.....

## NUMERICAL LIST OF PARTS

No.	Plate	Name
145F	1895	Foot Lifter Vibrating Presser Bar Hinge Bracket Adjusting Screw, for 122384
145E	1895	Lifting Presser Bar Bracket Clamping Screw, for 58643.....
145D	1895	Presser Bar Guide Bracket Adjusting Screw, for 14532.....
145F	1895	Tension Bracket and Vibrating Presser Bar Cap Screw (right) for 11-34 Machine.....
145F	1895	Vibrating Presser Bar Hinge Bracket Adjusting Screw, for 122384.....
159D	1896	Needle Bar Frame Cam Screw, for 56540..
159F	1896	Tension Bracket and Vibrating Presser Bar Cap Screw (left) for 11-34 Machine.....
164D	1895	Feed Rock Shaft Crank Roller Cap Screw, for 14524.....
164D	1895	Needle Bar Frame Regulator Screw, for 11-32 Machine.....
164D	1895	Presser Bar Guide Bracket Guide Screw, for 11-35 Machine.....
164D	1895	Vibrating Presser Bar Hinge Cap Screw, for 11-34 Machine.....
164F	1895	Throat Plate Holder Screw, for 11-32 Machine.....
166D	22401	Driving Attachment Lever Spring Screw, for 122433, 122434 and 122435.....
166D	22401	Lifting Presser Bar Bell Crank Hinge Cap Screw, for 11-34 Machine.....
166D	22401	Lifting Presser Bar Lifting Link Cap Screw, for 11-34 Machine.....
175D	1896	Grommet Hole Center Guide Screw, for 1/2 to 1 1/4 in. center guides, for 56742, 56744, 56746, 122393 to 122397 and 122408.....
175D	1896	Presser Bar Guide Bracket Adjusting Screw, for 11988.....
176D	1895	Bobbin Winder Tripping Arm Clamping Screw, for 41899.....
176D	1895	Feed Dog Screw, for 11-32 and 11-35 Machines.....
176D	1895	Presser Foot Screw, for 11-35 Machine..
176D	1895	Roller Presser Screw, for 11-35 Machine
190J	1896	Needle Bar Frame Thread Guard Screw, for 14728.....
190J	1896	Oscillating Shaft Crank Slide Block Cap Screw, for 5868.....
190J	1896	Presser Foot Screw, for 11-32 Machine..
190J	1896	Tension Bracket Screw, for 11-35 Machine.....
190J	1896	Tension (lower) Bracket Screw, for 11-32 Machine.....

## NUMERICAL LIST OF PARTS

37

No.	Plate	Name
190J	1896	Thread Eyelet (side of arm) Screw, for 11-34 Machine.....
190E	1896	Thread Take-up Spring Regulator Plate Adjusting Screw, for 11501 and for 11-32 and 11-35 Machines.....
190J	1896	Vibrating Presser Bar Spring Adjusting Staple Screw, for 11-34 Machine...
194D	1898	Presser Bar Lifter Screw Stud, for 11-32 Machine.....
202D	22401	Throat Plate Screw (long).....
207F	1896	Oil Cup Cover Latch Spring Screw, for 58254.....
207F	1896	Oil or Wax Stripper Washer Screw, for 58254.....
207F	1896	Roller Arm Lock Spring Screw, for 11992 and 14553.....
211F	22402	Lifting Presser Foot Set Screw, for 19951.....
212C	1895	Feed Forked Connection Universal Joint Cap Screw, for 56707.....
217E	1896	Needle Bar Frame Regulator Adjusting Screw Stop Screw (upper) for 56544
219D	1896	Feed Rod Spring Screw, for 11-32 and 11-35 Machines.....
219D	1896	Needle Bar Frame Cam Cover Screw, for 11-32 Machine.....
223D	22408	Vibrating Presser Bar Spring Screw, for 11-34 Machine.....
228D	22401	Throat Plate Screw (short).....
233D	22408	Vibrating Presser Bar Cushion Screw, for 11-34 Machine.....
236E	1896	Needle Bar Frame Regulator Adjusting Screw Stop Screw (lower) for 56544
254D	22419	Feed Regulator Thumb Screw, for 11-32 Machine.....
258E	22402	Lifting Presser Bar Screw Bushing, for 11-34 Machine.....
258C	22402	Needle Bar Screw Bushing, for 11-34 and 11-35 Machine.....
258E	22402	Presser Bar Screw Bushing, for 11-35 Machine.....
304C	1896	Feed Rock Shaft Screw Center, for 11-32 and 11-35 Machines.....
316F	22404	Roller Arm Bracket Screw Center, for 11992 and 14553.....
330E	22409	Thread Unwinder Thread Guard Set Screw, for 60609.....
338E	22401	Arm Screw, for 11-34 and 11-35 Machines
342E	22410	Driving Attachment Treadle Eyelet Screw for 14706.....
354C	1895	Balance Wheel Set Screw, for 122301 and 122315.....

## NUMERICAL LIST OF PARTS

No.	Plate	Name
354C	1895	Driving Attachment Balance Wheel Set Screw, for 122301 and 122315.....
361C	22410	Driving Attachment Treadle Pitman Rod Clamp Screw, for 80223.....
372C	22401	Feed Forked Connection Hinge Screw, for 11-34 Machine.....
375C	22401	Feed Connecting Link Hinge Screw, for 11-34 and 11-35 Machines.....
375C	22401	Feed Forked Connection Hinge Screw, for 11-35 Machine.....
375C	22401	Needle Bar Connecting Link Hinge Screw, for 11-35 Machine.....
376D	1896	Grommet Hole Center Guide Screw, for 1 1/2 to 4 1/2 in. center guides, for 11-32 Machine.....
381D	1898	Presser Bar Guide Bracket Guide Screw, for 11-32 Machine.....
389D	1895	Cloth Plate Screw, for 56629.....
389F	1895	Grommet Hole Center Guide Screw Block Screw, for 11-32 Machine.....
389F	1895	Throat Plate Holder Screw, for 11-34 and 11-35 Machines.....
401D	1894	Tension (upper) Releaser Body Block (lower) Screw, for 14771.....
401D	1894	Tension (upper) Releaser Body Block (upper) Screw, for 14771.....
401D	1894	Throat Plate Needle Hole Strip Screw, for 56608.....
401E	1894	Balance Wheel Friction Washer Screw, for 122302 and 122316.....
401E	1894	Driving Attachment Balance Wheel Friction Washer Screw, for 122302 and 122316.....
411E	22404	Tension Screw Stud, for 58559.....
434C	1894	Arm Side Wheel Shaft Bushing Set Screw, for 122327.....
434C	1894	Thread Take-up Cam Set Screw, for 11428 and 12044.....
435C	1896	Arm Shaft Bushing Set Screw, for 11-35 Machine.....
435C	1896	Needle Bar Frame Hinge Pin Set Screw, for 11-32 Machine.....
435C	1896	Oscillating Rock Shaft Hinge Pin Set Screw, for 11-34 and 11-35 Machines
435C	1896	Oscillating Shaft Bushing Set Screw, for 11-34 Machine.....
435C	1896	Thread Take-up Cam Set Screw, for 12014.
436C	1895	Feed Rock Shaft Arm Set Screw, for 14505
436C	1895	Oscillating Shaft Bushing Set Screw, for 56717.....
437C	1894	Arm Shaft Bushing Set Screw, for 11-32 Machine.....

## NUMERICAL LIST OF PARTS

39

No.	Plate	Name
437C	1894	Arm Side Wheel Shaft Bushing Set Screw, for 122367 and 122369.....
440F	22404	Roller Arm Adjusting Screw, for 11992 and 14553.....
445C	1894	Arm Shaft Gear Set Screw, for 56536....
445C	1894	Feed Cam Set Screw, for 11367.....
445C	1894	" Rock Shaft Crank Set Screw, for 14522, 14526 and 56726.....
445C	1894	Needle Bar Frame Driving Bevel Pinion Set Screw, for 56542.....
445F	1894	Needle Bar Connecting Stud Set Screw, for 11383.....
445C	1894	Oscillating Shaft Crank Set Screw, for 56731.....
445C	1894	Presser Bar Guide Bracket Set Screw, for 14532.....
446C	1894	Arm Shaft Bushing Set Screw, for 11-34 Machine.....
446C	1894	Arm Side Wheel Set Screw, for 11957 and 14579.....
446C	1894	Feed Cam Set Screw, for 3032.....
446C	1894	Presser Bar Guide Bracket Set Screw, for 11988.....
448C	1896	Bobbin Winder Friction Pulley Set Screw for 43270.....
448C	1896	Driving Attachment Friction Pulley Set Screw, for 11440.....
448C	1896	Needle Bar Frame Pitman Hinge Stud Collar Set Screw, for 14731.....
449C	22409	Bobbin Winder Frame Hinge Pin Set Screw for 41894.....
453C	1894	Arm Shaft Gear Set Screw, for 17429....
453C	1894	" Side Wheel Shaft Gear Set Screw, for 17430, 56537 and 56624.....
453C	1894	Feed Rock Shaft Crank Set Screw, for 14631.....
453C	1894	Lifting Presser Bar Rock Shaft Adjust- ing Arm Set Screw, for 58578.....
453C	1894	Lifting Presser Bar Rock Shaft Crank Set Screw, for 11484.....
453C	1894	Needle Bar Connecting Stud Set Screw, for 14547.....
453C	1894	Oscillating Shaft Collar Set Screw, for 122425.....
453C	1894	Oscillating Shaft Crank Set Screw, for 14633 and 122431.....
453C	1894	Presser Bar Spring Collar Set Screw, for 11411.....
454C	22409	Bobbin Winder Spindle Set Screw, for 60215.....
490E	22429	Bolt with 1600E, to secure machine to power table, for 11-34 and 11-35

## NUMERICAL LIST OF PARTS

No.	Plate	Name
565C	1895	Crank Connecting Rod Hinge Screw.....
565C	1895	Feed Connecting Link Hinge Screw, for 11-32 Machine.....
565C	1895	Feed Forked Connection Hinge Screw, for 11-32 Machine.....
566C	1896	Needle Bar Connecting Link Hinge Screw, for 11-32 and 11-34 Machines.....
567C	1896	Needle Bar Frame Cam Bevel Gear Screw, for 11-32 Machine.....
568E	1895	Feed Regulator Hinge Screw, for 11-32 Machine.....
590D	22404	Shuttle Cylinder Latch Spring Screw, for 56526.....
597C	22410	Driving Attachment Shaft Driving Pulley Clamping Screw, for 11864.....
606E	22408	Thread Retaining Screw Stud, for 58597.
607E	22416	Tension Screw Stud, for 58598.....
608C	22403	Lifting Presser Bar Rock Shaft Eccen- tric Strap Hinge Screw, for 11-34 Machine.....
610D	22401	Lifting Presser Bar Bell Crank Lifting Roller Screw, for 1851.....
622C	1898	Oscillating Rock Shaft Hinge Pin Screw Bearing, for 56535.....
632E	22418	Tension (lower) Screw Stud, for 58596..
634D	22404	Roller Screw, for 1899.....
680F	1898	Needle Clamp Thumb Screw, for 19702....
685D	22408	Presser Bar Lifter Hinge Screw, for 11-35 Machine.....
686C	22404	Thread Retaining Screw Stud, for 58590.
690D	1899	" Take-up Spring Staple Screw, for 11-32 Machine.....
756D	1898	Tension (upper) Releaser Screw, for 14771.....
773F	22406	Shuttle Tension Regulating Screw, for 122418.....
774F	22405	Shuttle Tension Regulating Screw, for 56515.....
792C	22401	Feed Dog Adjusting Piece Screw, for 11-35 Machine.....
792C	22401	Feed Dog Screw, for 11-34 Machine.....
818D	22404	" Regulator Thumb Screw, for 11-35 Machine.....
828C	22409	Thread Unwinder Tension Screw Stud, for 42418.....
846D	1896	Grommet Hole Center Guide Position Screw, for 122398.....
894D	22409	Bobbin Winder Base Screw, for 126055, 126058 and 150651.....
898D	22408	Vibrating Presser Foot Screw, for 11-34 Machine.....

## NUMERICAL LIST OF PARTS

41

No.	Plate	Name
953C	22429	Bolt with 1522J, to secure machine to power table, for 11-32 Machine (Accessories).....
1036C	22409	Driving Attachment Brake Block Stud Screw, for 122426 and 122428.....
1054C	1898	Oscillating Shaft Crank Slide Block Screw Stud, for 5868.....
1107C	1895	Cloth Plate Bracket Set Screw, for 56627
1177D	22402	Lifting Presser Bar Spring Bracket Screw, for 11-34 Machine.....
1300E	22410	Feed Dog Adjusting Piece Screw, for 11-32 Machine.....
1323F	1899	Shuttle Tension Regulating Screw, for 122322.....
1371C	1896	Needle Bar Frame Pitman Hinge Screw, for 11-32 Machine.....
1402D	1894	Balance Wheel Ball Washer (right) Screw for 122302 and 122316.....
1402D	1894	Driving Attachment Balance Wheel Ball Washer (right) Screw, for 122302 and 122316.....
1508E	1898	Oscillating Rock Shaft Hinge Pin Nut, for 56535.....
1508E	1898	Oscillating Rock Shaft Hinge Pin Screw Bearing Nut, for 56535.....
1513J	1898	Crank Connecting Rod Hinge Screw Nut...
1513J	1898	Feed Connecting Link Hinge Screw Nut, for 11-32 Machine.....
1513J	1898	Feed Forked Connection Hinge Screw Nut, for 11-32 Machine.....
1513J	1898	Feed Rock Shaft Screw Center Nut, for 11-32 and 11-35 Machines.....
1513J	1898	Needle Bar Connecting Link Hinge Screw Nut, for 11-32 and 11-34 Machines.
1513J	1898	Oscillating Shaft Crank Slide Block Screw Stud Nut, for 14633, 56731 and 122431.....
1513J	1898	Presser Bar Lifter Hinge Screw Nut, for 11-32 Machine.....
1513J	1898	Thread Unwinder Thread Guard Rod Nut, for 126054.....
1518E	1899	Feed Connecting Link Hinge Screw Nut, for 11-34 and 11-35 Machines.....
1518E	1899	Feed Forked Connection Hinge Screw Nut, for 11-34 and 11-35 Machines.....
1518E	1899	Lifting Presser Bar Bell Crank Lifting Roller Screw Nut, for 11-34 Machine
1518E	1899	Lifting Presser Bar Rock Shaft Eccentric Strap Hinge Screw Nut, for 11-34 Machine.....
1518E	1899	Needle Bar Connecting Link Hinge Screw Nut, for 11-35 Machine.....

## NUMERICAL LIST OF PARTS

No.	Plate	Name
1518E	1899	Thread Take-up Lever Roller and Screw Stud Nut, for 1995.....
1520J	22410	Driving Attachment Lever Spring Hook Nut, for 122433,122434 and 122435.
1522J	22410	Bolt Nut, for 953C.....
1528C	22402	Lifting Presser Bar Rock Shaft Eccentric Strap Adjusting Screw Nut, for 11486.....
1528J	22402	Roller Screw Nut, for 1899.....
1528J	22402	Vibrating Presser Foot Screw Nut, for 11-34 Machine.....
1547D	22404	Roller Arm Adjusting Screw Nut, for 11992 and 14553.....
1547D	22404	Roller Arm Bracket Screw Center Nut, for 11992 and 14553.....
1549D	22404	Roller Arm Lock Spring Screw Nut, for 11-35 Machine.....
1560C	1899	Tension (lower) Regulating Thumb Nut, for 58596.....
1560C	1899	Tension Regulating Thumb Nut, for 58559 and 58598.....
1560C	1899	Tension (upper) Regulating Thumb Nut, for 56546.....
1560C	1899	Thread Retaining Regulating Thumb Nut, for 58590 and 58597.....
1560C	1899	Thread Unwinder Tension Regulating Thumb Nut, for 42418.....
1600E	22410	Bolt Nut, for 490E.....
1714C	1896	Needle Bar Frame Regulator Adjusting Screw Nut, for 11-32 Machine.....
1850	22402	Lifting Presser Bar Rock Shaft Crank Roller and Stud, for 11484.....
1851	22401	Lifting Presser Bar Bell Crank Lifting Roller with 610D, for 11-34 Machine
1876	1896	Needle Bar Frame Regulator Roller and Screw Stud, for 56544.....
1899	22407	Roller, 1 1/4 in. with 634D and 1528J, for 11992 and 14553.....
1995	1899	Thread Take-up Lever Roller and Screw Stud with 1518E, for 56613, 58296 and 58332.....
2002	22402	Lifting Presser Bar Rock Shaft Bracket Dowel Pin (lower) for 11-34 Machine.....
2022	1899	Presser Bar Lifter Stop Pin, for 14617.
2049	22402	Lifting Presser Foot Pin, for 11-34 Machine.....
2049	22402	Oscillating Shaft Sleeve Pin, for 122383 and 122424.....
2049	22402	Shuttle Driver and Feed Lifting Cam Pin for 11-34 and 11-35 Machines.....
2102	1897	Tension (upper) Disc, for 11-32 Machine

No.	Plate	Name
2102	1897	Thread Retaining Disc, for 11041 and 11503.....
2102	1897	Thread Unwinder Tension Disc, for 60609
2103	1899	Tension (upper) Spring, for 11-32 Machine.....
2103	1899	Thread Retaining Spring, for 11041 and 11503.....
2103	1899	Thread Unwinder Tension Spring, for 60609.....
2117	1894	Arm Shaft Gear Pin, for 11-34 and 11-35 Machines.....
2117	1894	Arm Side Wheel Shaft Gear Pin.....
2117	1894	Driving Attachment Lever Bracket Dowel Pin, for 11-34 Machine.....
2117	1894	Feed Rock Shaft Arm Pin, for 11-32 and 11-35 Machines.....
2117	1894	Feed Rock Shaft Crank Pin, for 11-32 and 11-34 Machines.....
2117	1894	Lifting Presser Bar Rock Shaft Adjusting Arm Pin, for 58245.....
2117	1894	Lifting Presser Bar Rock Shaft Crank Pin, for 11-34 Machine.....
2117	1894	Oscillating Shaft Crank Pin, for 11-34 and 11-35 Machines.....
2205	1898	Oil Cup Cover Latch Spring, for 58254..
2205	1898	Roller Arm Lock Spring, for 11992 and 14553.....
2269	22409	Bobbin Winder Stop Latch Pin, for 60217 and 60735.....
2718	22402	Lifting Presser Bar Bell Crank Lifting Roller Screw Nut Washer, for 11-34 Machine.....
2718	22402	Driving Attachment Treadle Extension Screw Washer, for 126037.....
3012	1894	Arm Shaft Gear Pin, for 11-32 Machine..
3012	1894	Driving Attachment Lever Bracket Dowel Pin, for 11-32 and 11-35 Machines.
3012	1894	Feed Rock Shaft Crank Pin, for 14526...
3012	1894	Thread Take-up Cam Pin, for 11-35 Machine.....
3032	22414	Feed Cam with 446C, for 11-34 and 11-35 Machines.....
3033	22401	Feed Connecting Link, for 11-34 and 11-35 Machines.....
4389	22402	Lifting Presser Bar Rock Shaft Bracket Dowel Pin (upper) for 11-34 Machine.....
4389	22402	Lifting Presser Bar Spring Guide Pin, for 11-34 Machine.....
4448	1895	Feed Rock Shaft Back Bearing Oil Tube, for 56717, for 11-34 and 11-35 Machines.....

## NUMERICAL LIST OF PARTS

No.	Plate	Name
4784	22409	Bobbin Winder Frame Oil Pad, for 60217 and 60517.....
4822	22429	Wrench, for 1518, 1528 and 1547, for 11-35 Machine (Accessories).....
4879	22433	Foot Lifter Chain Connecting Link, for 4885.....
4881	22438	Foot Lifter Treadle, for 4885.....
4882	22433	" " " Shaft, for 4885....
4883	22428	" " " Spring, for 4885...
4884	22438	" " " Stand, for 4885....
4885	22438	Foot Lifter Treadle complete, for 122387 Nos. 4879, 4881 to 4884 and two wood screws 1 in. No. 16.....
5769	22409	Thread Unwinder Tension Thread Eyelet, for 60609.....
5868	1898	Oscillating Shaft Crank Slide Block complete, for 14633, 56731 and 122431, Nos. 190D, 1054C, 5968 and 9119.....
5968	1899	Oscillating Shaft Crank Slide Block Cap Screw Washer, for 5868.....
5983	22402	Tension Friction Washer (felt) for 12042.....
6055	22410	Driving Attachment Lever Spring Hook Nut Washer, for 122433, 122434 and 122435.....
6132	1895	Feed Forked Connection Universal Joint, for 56707.....
6312	1895	Feed Rock Shaft Crank Roller Cap Screw Washer, for 14524.....
6805	22417	Arm Side Wheel Shaft, for 56539.....
7393	22404	Presser Bar Lifter Stop Pin, for 12066.
7958	22402	Lifting Presser Bar Lifting Link Hinge Stud Pin, for 11-34 Machine.....
8482	1896	Oil or Wax Stripper Washer (steel) for 58254.....
8702	22401	Arm Dowel Pin, for 11-34 and 11-35 Machines.....
8708	22419	Arm Spool Pin.....
8760	22420	Lifting Presser Bar Lifter Friction Washer, for 11-34 Machine.....
8760	22420	Presser Bar Lifter Friction Washer, for 11-32 Machine.....
8761	22402	Lifting Presser Bar Lifter Stop Pin, for 11909.....
8763	22402	Lifting Presser Bar Lifting Link Hinge Stud, for 11909.....
8777	1899	Shuttle Cylinder Hinge Pin, for 56737..
8791	1897	Tension (lower) Spring, for 11-32 Machine.....
8791	1897	Tension Spring, for 12042.....
8798	1899	Thread Take-up Spring, for 11-32 Machine

## NUMERICAL LIST OF PARTS

45

No.	Plate	Name
8873	1899	Thread Take-up Cam Pin, for 11-32 and 11-34 Machines.....
8879	1897	Tension Friction Washer (cloth) for 11420.....
8879	1897	Tension (lower) Friction Washer (cloth) for 11-32 Machine.....
8905	1899	Tension (lower) Regulating Thumb Nut Washer, for 11-32 Machine.....
8905	1899	Tension (upper) Regulating Thumb Nut Washer, for 11-32 Machine.....
8905	1899	Tension Regulating Thumb Nut Washer, for 11420 and 12042.....
8905	1899	Thread Retaining Regulating Thumb Nut Washer, for 11041 and 11503.....
8908	22429	Wrench, for 1520 (Accessories).....
8909	22429	" " 1513 and 1518 (Accessories)
8910	22429	" " 1508, for 11-32 Machine (Accessories).....
8953	1898	Oil or Wax Stripper (felt) for 58254....
8984	22433	Driving Attachment Brake Block (wood) for 122434, 122435 and 122446.....
8991	22433	Driving Attachment Lever Screw Washer, for 122434, 122435 and 122446.....
8992	22433	Driving Attachment Lever Spring, for 122434, 122435 and 122446.....
8999	22410	Foot Lifter Lifting Lever Stop Pin, for 122387.....
9084	22420	Oil Cup Cover Hinge Pin, for 58254.....
9119	1898	Oscillating Shaft Crank Slide Block, for 5868.....
9219	1899	Thread Take-up Lever Thread Eyelet Bushing, for 58332.....
9281	22429	Bolt Nut Washer (Accessories).....
9525	22408	Thread Take-up Spring Staple Washer, for 11501.....
9842	1894	Arm Shaft Screw Washer, for 11-32 Machine.....
9842	1894	Bobbin Winder Bracket Screw Washer, for 126055.....
9842	1894	Driving Attachment Treadle Eyelet Screw Washer, for 14706.....
11041	-----	Thread Retainer complete, for 11-35 Machine, Nos. 2103, 8905, 58590 and two 2102.....
11043	1897	Tension (lower) Friction Washer (steel) for 11-32 Machine.....
11044	1897	Tension (lower) Wheel, for 11-32 Machine
11044	1897	" Wheel, for 11420 and 12042.....
11052	22404	Thread Take-up Spring, for 11-35 Machine
11107	22432	Bobbin Winder Stop Latch Hinge Pin, for 60217.....
11184	22416	Oscillating Rock Shaft Hinge Pin, for 58635.....

## NUMERICAL LIST OF PARTS

No.	Plate	Name
11165	1899	Oscillating Rock Shaft Oil Pad, for 12090 and 56535.....
11241	1894	Arm Spool Pin Washer (cloth).....
11354	22419	" Shaft Bushing, for 11-32 Machine...
11367	22422	Feed Cam with two 445C, for 11-32 Machine.....
11368	22419	Feed Connecting Link, for 11-32 Machine
11383	22414	Needle Bar Connecting Stud with two 445F, for 19981.....
*11385	-----	Needle Clamp Gib, for 19702.....
11398	22414	Oscillating Rock Shaft Hinge Pin, for 56535.....
11411	1899	Presser Bar Spring Collar with 453C, for 11-32 Machine.....
11420	-----	Tension Wheel complete, for 11-35 Machine, Nos. 8905, 11044, 11422, 11423, 58559 and two 8879.....
11422	22405	Tension Spring, for 11420.....
11423	22402	" Friction Washer (steel) for 11420 and 12042.....
11424	22402	Thread Eyelet (front of arm) for 11502.
11428	22423	" Take-up Cam with two 434C, for 11-32 Machine.....
11431	22404	Thread Take-up Spring Regulator Plate, for 11-35 Machine.....
11440	22441	Driving Attachment Friction Pulley, 7 in. diam., 1 1/2 in. face, with 448C and 11441, for 122433, 122434 and 122435.....
11441	22409	Driving Attachment Friction Pulley Center Bearing, for 11440.....
11442	22435	Balance Wheel Friction Washer (paper) for 122302 and 122316.....
11442	22435	Driving Attachment Balance Wheel Friction Washer (paper) for 122302 and 122316.....
11475	22417	Lifting Presser Bar, for 11-34 Machine.
11476	22415	" " " Bell Crank, for 11-34 Machine.....
11479	22416	Lifting Presser Bar Rock Shaft, for 58245.....
11481	22415	Lifting Presser Bar Rock Shaft Bracket, for 58245.....
11484	22415	Lifting Presser Bar Rock Shaft Crank with 453C and 1850, for 58245.....
11486	22415	Lifting Presser Bar Rock Shaft Eccentric Strap with two each 141E and 1528C, for 11-34 Machine.....
11487	22410	Lifting Presser Bar Rock Shaft Eccentric Strap Hinge Screw, Slide, for 11-34 Machine.....

## NUMERICAL LIST OF PARTS

47

No.	Plate	Name
11488	22403	Lifting Presser Bar Rock Shaft Eccentric Strap Hinge Screw Slide Washer, for 11-34 Machine.....
11489	22415	Lifting Presser Bar Sleeve (lower) for 11-34 Machine.....
11490	22416	Lifting Presser Bar Sleeve (upper) for 11491.....
11491	-----	Lifting Presser Bar Sleeve (upper) 11490 with 11492, for 11-34 Machine.....
11492	22402	Lifting Presser Bar Sleeve (upper) Cap, for 11491.....
11493	22436	Lifting Presser Bar Spring (flat) for 11-34 Machine.....
11495	22408	Thread Eyelet (side of arm) for 11-34 Machine.....
11501	-----	Tension Bracket and Vibrating Presser Bar Cap complete, for 11-34 Machine Nos. 122E, 9525, 11502, 11506, 11936, 11937, 12042 and two 190E.....
11502	22416	Tension Bracket and Vibrating Presser Bar Cap with 11424, for 11501.....
11503	-----	Thread Retainer complete, for 11-34 Machine, Nos. 2103, 8905, 58597 and two 2102.....
11506	22408	Thread Take-up Spring, for 11501.....
11509	22408	Vibrating Presser Bar Cushion (rawhide) for 11-34 Machine.....
11512	22430	Vibrating Presser Bar Spring, for 11-34 Machine.....
11538	22421	Needle Bar, for 11-32 and 11-34 Machines
•11539	22414	" " Connecting Link, for 19981..
11831	22429	Screw Driver (large) Accessories.....
11854	22404	Shuttle Cylinder Latch Spring, for 56526
11864	22434	Driving Attachment Shaft Driving Pulley (sectional) 10 in. diam., 1 1/4 in. face, 1 3/16 in. bore, with two 597C, for 122433, 122434 and 122435.....
11907	22415	Lifting Presser Bar Lifting Link, for 11-34 Machine.....
11909	22421	Lifting Presser Bar Lifter with 8761 and 8763, for 11-34 Machine.....
11917	22436	Oil Cup Cover, for 58254.....
11918	1898	" or Wax Stripper Washer (steel) for 58254.....
11936	22408	Thread Take-up Spring Regulator Plate, for 11501.....
11937	22408	Thread Take-up Spring Staple, for 11501
11939	22408	Vibrating Presser Bar Spring Adjusting Staple, for 11-34 Machine.....
11950	1899	Tension (upper) Thread Eyelet, for 11-32 Machine.....

## NUMERICAL LIST OF PARTS

No.	Plate	Name
11950	1899	Thread Eyelet (side of arm) for 11503, for 11-35 Machine.....
11957	22434	Arm Side Wheel with two 446C, for 56539
11970	22403	Feed Regulator, for 11-35 Machine.....
11975	22431	Needle Bar, for 11-35 Machine.....
*11976	22431	" " Connecting Link, for 56529.
11986	22417	Presser Bar, for 11-35 Machine.....
11988	22431	" " Guide Bracket with 175D and 446C, for 11-35 Machine.....
11990	22431	Presser Bar Lifter, for 11-35 Machine..
11991	22417	" " Spring, for 11-32 and 11-35 Machines.....
11992	22407	Roller Presser (right) 1 1/4 in. roller complete, for 11-35 Machine, Nos. 207F, 440F, 1899, 2205, 11994, 11995, two 316F and three 1547D.....
11994	22407	Roller Arm, for 11992.....
11995	22407	" " Bracket, for 11992.....
11997	22405	Shuttle (cylinder) 2 1/2 in. diam. com- plete, for 11-35 Machine, Nos. 14535, 56515, 56526 and 122409.....
11999	22405	Shuttle Cylinder, for 56515.....
12001	22405	" " Latch, for 56526.....
12002	22406	" " " Pin, for 56526 and 122421.....
12004	22405	Shuttle Frame, for 56526.....
12005	22405	" Tension Spring, for 56515.....
12008	22405	Tension Bracket, for 11-35 Machine.....
12014	22430	Thread Take-up Cam with two 435C, for 11-35 Machine.....
12042	-----	Tension Wheel complete, for 11501, Nos. 8791, 8905, 11044, 11423, 58598 and two 5983.....
12044	22423	Thread Take-up Cam with two 434C, for 11-34 Machine.....
12062	22437	Feed Forked Connection, for 11-35 Ma- chine.....
12066	22431	Presser Bar Guide Bracket Guide with 7393, for 11-35 Machine.....
12087	22437	Feed Rock Shaft, for 14630.....
12088	22416	Oscillating Shaft Crank, for 14633.....
*12090	22416	" Rock Shaft with 11165, for 56530.....
12091	22403	Feed Regulator, for 11-34 Machine.....
12096	22437	Crank Connecting Rod with two 145E, for 11-34 Machine.....
12097	22437	Feed Forked Connection, for 11-34 Ma- chine.....
12453	22404	Arm Oil Tube, for intermediate bearing, for 122367.....
13351	-----	Chain, 46 in. to 55 in. long, with 56864 and 56865, for 122387.....

No.	Plate	Name
14026	1896	Grommet Hole Center Guide Position Pin, for 56743 and 56745.....
14026	1896	Needle Bar Frame Regulator Shaft Pin, for 56544.....
14501	1896	Feed Rod Spring, for 11-32 and 11-35 Machines.....
14504	22414	Feed Rock Shaft, for 56533.....
14505	22414	" " " Arm with 436C, for 56707
14519	22426	Throat Plate Holder, for 11-35 Machine.
14520	22426	" " for 14716, for 11-35 Machine
14522	22414	Feed Rock Shaft Crank with 445C, for 14524.....
14523	1895	Feed Rock Shaft Crank Roller, for 14524.
14524	-----	Feed Rock Shaft Crank complete, for 56533 and 122403, Nos. 164D, 6312, 14522 and 14523.....
14526	22430	Feed Rock Shaft Crank (forked) with 445C, for 11-35 Machine.....
14532	22420	Presser Bar Guide Bracket with 145D and 445C, for 11-32 Machine.....
14535	22406	Shuttle Bobbin, for 11997 and 122423...
14540	22437	Crank Connecting Rod with two 145E, for 11-35 Machine.....
14545	22437	Feed Rock Shaft, for 11-35 Machine.....
14547	22431	Needle Bar Connecting Stud with two 453C, for 56529.....
14551	22407	Roller Arm, for 14553.....
14552	-----	" " Bracket, for 14553.....
14553	22407	Roller Presser (left) 1 1/4 in. roller complete, for 11-35 Machine, Nos. 207F, 440F, 1899, 2205, 14551, 14552, two 316F and three 1547D.....
14554	22427	Shuttle Race, for 11-34 and 11-35 Ma- chines.....
14555	22404	Thread Eyelet (front of arm) for 11-35 Machine.....
14559	22426	Presser Foot (left) for 14716, for 11-35 Machine.....
14563	-----	Throat Plate Needle Hole Strip, for 56608.....
14565	22431	Feed Rock Shaft, for 122403.....
14566	22436	" Rod with 122416, for 11-35 Machine.
14570	22426	" Dog (double) 15 teeth (12 teeth to the inch) for 14574 and 14681, for 11-35 Machine.....
14574	22426	Throat Plate, for 14570, for 11-35 Ma- chine.....
14578	22434	Arm Side Cover, for 122327.....
14579	22434	" " Wheel with two 446C, for 11-32 Machine.....
14583	22419	Feed Regulator, for 11-32 Machine.....
14603	22417	Presser Bar, for 11-32 Machine.....

## NUMERICAL LIST OF PARTS

No.	Plate	Name
14607	22419	Arm Side Wheel Shaft, for 11-32 Machine.
14610	22420	Needle Bar Frame Cam, for 56540.....
14613	22420	" " " Cover, for 11-32 Machine.....
14615	22420	Needle Bar Frame Hinge Pin, for 11-32 Machine.....
14616	1896	Needle Bar Frame Regulator Adjusting Screw Sleeve, for 11-32 Machine....
14617	22423	Presser Bar Guide Bracket Guide with 2022, for 11-32 Machine.....
14624	22401	Thread Take-up Spring Regulator Plate, for 11-32 Machine.....
14630	-----	Feed Rock Shaft complete, for 56709, Nos. 12087 and 14631.....
14631	22417	Feed Rock Shaft Crank with 453C, for 14630.....
14633	22416	Oscillating Shaft Crank complete, for 11-34 Machine, Nos. 453C, 1513J, 5868 and 12088.....
14672	22441	Driving Attachment Treadle (wood) for 14706.....
14673	22433	Driving Attachment Treadle Eyelet, for 14706.....
14674	22433	Driving Attachment Treadle Hinge, for 14706.....
14680	22426	Presser Foot (short right toe) for 14570, for 11-35 Machine.....
14681	22426	Throat Plate (rounded edges) for 14570, for 11-35 Machine.....
14706	-----	Driving Attachment Treadle complete, for 122434, Nos. 342E, 9842, 14672 to 14674, 14708 and six wood screws 1 1/4 in. No. 10.....
14707	22436	Driving Attachment Treadle Pitman Rod (upper) for 14708.....
14708	22436	Driving Attachment Treadle Pitman complete, for 14706, Nos. 14707, 27639, and 80223.....
14710	22434	Arm Side Cover, for 122367 and 122369..
14715	22414	Feed Dog Adjusting Piece Carrier, for 11-35 Machine.....
14715	22414	Feed Dog Carrier, for 56709.....
14716	22426	" " (left) 14 teeth (14 teeth to the inch) for 14520, for 11-35 Machine.....
14728	22421	Needle Bar Frame with 190J and 14732, for 11-32 Machine.....
14729	22421	Needle Bar Frame Pitman, for 11-32 Machine.....
14730	22420	Needle Bar Frame Pitman Hinge Stud, for 11-32 Machine.....
14731	1898	Needle Bar Frame Pitman Hinge Stud

No.	Plate	Name
14732	1898	Needle Bar Frame Thread Guard, for 14728
14733	22426	Feed Dog Adjusting Piece, for 11-35 Machine.....
14740	22411	Grommet Hole Center Guide (steel) for 1/2 in. ring or 7/16 in. hole, for 56744.....
14741	22411	Grommet Hole Center Guide (steel) for 5/8 in. ring or 1/2 in. hole, for 56746.....
14742	22411	Grommet Hole Center Guide (steel) for 3/4 in. ring or 5/8 in. hole, for 122393.....
14743	22411	Grommet Hole Center Guide (steel) for 7/8 in. ring or 3/4 in. hole, for 122394.....
14744	22411	Grommet Hole Center Guide (steel) for 1 in. ring, for 122395.....
14745	22411	Grommet Hole Center Guide (steel) for 1 in. hole, for 122396.....
14746	22411	Grommet Hole Center Guide (steel) for 1 1/4 in. hole, for 122397.....
14747	22411	Grommet Hole Center Guide (wood) for 1 1/2 in. hole, for 122398.....
14748	22411	Grommet Hole Center Guide (wood) for 1 3/4 in. hole, for 122398.....
14749	22412	Grommet Hole Center Guide (wood) for 2 in. hole, for 122398.....
14750	22412	Grommet Hole Center Guide (wood) for 2 1/4 in. hole, for 122398.....
14751	22412	Grommet Hole Center Guide (wood) for 2 1/2 in. hole, for 122398.....
14752	22412	Grommet Hole Center Guide (wood) for 2 3/4 in. hole, for 122398.....
14753	22412	Grommet Hole Center Guide (wood) for 3 in. hole, for 122398.....
14754	22412	Grommet Hole Center Guide (wood) for 3 1/4 in. hole, for 122398.....
14755	22412	Grommet Hole Center Guide (wood) for 3 1/2 in. hole, for 122398.....
14756	22412	Grommet Hole Center Guide (wood) for 3 3/4 in. hole, for 122398.....
14757	22413	Grommet Hole Center Guide (wood) for 4 in. hole, for 122398.....
14758	22413	Grommet Hole Center Guide (wood) for 4 1/4 in. hole, for 122398.....
14759	22413	Grommet Hole Center Guide (wood) for 4 1/2 in. hole, for 122398.....
14760	22414	Grommet Hole Center Guide Screw Block, for 56629.....
14761	22421	Presser Bar Lifter, for 11-32 Machine...
14762	22424	" Foot, for grommet holes, for 11-32 Machine.....

## NUMERICAL LIST OF PARTS

No.	Plate	Name
14763	22424	Presser Foot, for rings, for 11-32 Machine.....
14766	1897	Tension (lower) Bracket, for 11-32 Machine.....
14767	1897	Tension (upper) Releaser, for 14771....
14768	22423	" " " Body, for 14771
14769	1897	" " " " Block (lower) for 14771.....
14770	1897	Tension (upper) Releaser Body Block (upper) for 14771.....
14771	-----	Tension (upper) Releaser complete, for 11-32 Machine, Nos. 14767 to 14770, two 756D and four 401D.....
14772	22401	Thread Take-up Spring Staple, for 11-32 Machine.....
14783	22427	Throat Plate Holder, for 11-34 Machine.
14785	22433	Driving Attachment. Lever Spring Hook, for 122433.....
*15404	-----	Trade Mark, for 122327, 122367 and 122369
15405	-----	" " Rivet, for 122327, 122367 and 122369.....
16901	22422	Shuttle Bobbin, for 56737.....
17429	22418	Arm Shaft Gear with 453C, for 11-34 and 11-35 Machines.....
17430	22418	Arm Side Wheel Shaft Gear with 453C, for 11-34 Machine.....
17547	22409	Thread Unwinder Tension Thread Guide, for 60609.....
17738	1896	Needle Bar Frame Regulator Adjusting Screw Nut Washer, for 11-32 Ma- chine.....
19510	22410	Foot Lifter Lifting Lever Spring, for 122387.....
19702	1898	Needle Clamp with 680F and 11385.....
19785	1894	Arm Dowel Pin, for 11-32 Machine.....
19869	1899	Shuttle Cylinder Latch Spring, for 122323.....
19951	22427	Lifting Presser Foot with 211F, for 11-34 Machine.....
19981	-----	Needle Bar Connecting Stud 11383 with 11539, for 11-32 and 11-34 Machines
21788	1899	Shuttle Race Ring Spring, for 11-32 Ma- chine.....
23258	22410	Driving Attachment Treadle Bracket (left) Hook Friction Washer 126206
25200	22429	Wrench, for 354 (Accessories).....
25362	1894	Balance Wheel Ball, size 3/16 in. for 122304 and 122318.....
25362	1894	Driving Attachment Balance Wheel Ball, size 3/16 in., for 122304 and 122318.....
26026	22429	Screw Driver (medium) Accessories

No.	Plate	Name
26070	22409	Bobbin Winder Friction Pulley Ring Rivet (brass) for 43270.....
26485	22429	Screw Driver (small) for 11-32 and 11-34 Machines (Accessories).....
27555	22440	Thread Unwinder Spool Pin, for 27556...
27556	-----	" " " Rest 27583 with 138B and two 27555, for 41823 and 126054.....
27557	22440	Thread Unwinder Spool Stand with 138B, for 41823.....
27560	22440	Thread Unwinder Thread Guard Rod, 26 in. long, for 41823.....
27583	22440	Thread Unwinder Spool Rest, for 27556..
27639	22438	Driving Attachment Treadle Pitman Rod (lower) for 14708 and 60626.....
27639	22438	Driving Attachment Treadle Pitman Rod (upper) for 60626.....
32885	22423	Shuttle Race Ring Cap, for 11-32 Machine
41441	22409	Bobbin Winder Frame Hinge Pin, for 60217 and 60517.....
41446	22432	Bobbin Winder Stop Latch Hinge Pin, for 60735.....
41544	1896	Needle Bar Frame Regulator Screw Washer for 11-32 Machine.....
41544	1896	Thread Take-up Spring Staple Screw Washer, for 11-32 Machine.....
41544	1896	Vibrating Presser Bar Hinge Cap Screw Washer, for 11-34 Machine.....
41823	22440	Thread Unwinder complete, for two large spools, for 126058 and 150651, Nos. 27556, 27557, 27560, 60609 and three wood screws 1 1/4 in. No. 12.....
41894	22432	Bobbin Winder Base with 449C, for 60217 and 60517.....
41895	22409	Bobbin Winder Bobbin Carrier Key, for 41898.....
41896	22432	Bobbin Winder Frame, for 60217 and 60517.....
41897	22432	Bobbin Winder Frame Spring, for 60217 and 60517.....
41898	22432	Bobbin Winder Spindle with 41895, for 60517.....
41899	22409	Bobbin Winder Tripping Arm with 176D, for 60217 and 60517.....
42418	-----	Tension Screw Stud 828C with 1560C, for 60609.....
43236	1899	Shuttle Cylinder Latch Hinge Pin, for 122323.....
43239	22422	Shuttle Cylinder Latch, for 122323.....
43263	1894	Arm Screw Washer, for 11-32 Machine....
43267	22402	Lifting Presser Bar Lifting Link Hinge Stud Washer, for 11-34 Machine....

## NUMERICAL LIST OF PARTS

No.	Plate	Name
43270	22432	Bobbin Winder Friction Pulley with 43271 two 448C and ten 26070, for 60217 and 60517.....
43271	-----	Bobbin Winder Friction Pulley Ring (leather) for 43270.....
46681	22438	Driving Attachment Treadle Bracket (right) for 60502.....
50063D	22414	Presser Bar Lifter Hinge Screw, for 11-32 Machine.....
50064E	1899	Tension (upper) Screw Stud, for 56546...
50124D	22409	Bobbin Winder Bracket Screw, for 126055.
50173E	1899	Shuttle Race Screw, for 11-32 Machine...
50322D	22403	Feed Regulator Thumb Screw, for 11-34 Machine.....
50323D	22402	Pressure Regulating Thumb Screw, for 11-34 Machine.....
50346E	22419	Arm Screw, for 11-32 Machine.....
50437D	22416	Thread Take-up Lever Hinge Screw, for 58320, 58333 and 122404.....
50581R	22410	Driving Attachment Treadle Extension Screw, for 126037.....
50676E	1896	Needle Bar Frame Regulator Adjusting Screw, for 11-32 Machine.....
*56515	-----	Shuttle Cylinder 11999 with 774F and 12005, for 11997.....
56522	1896	Needle Bar Frame Washer (steel) for 11-32 Machine.....
*56526	-----	Shuttle Frame 12004 with 590D, 11854, 12001 and 12002, for 11997.....
56529	-----	Needle Bar Connecting Stud 14547 with 11976, for 11-35 Machine.....
56530	-----	Oscillating Rock Shaft 12090 with 11164, for 11-34 and 11-35 Machines.....
*56533	-----	Feed Rock Shaft Arm 56707 with 14504 and 14524, for 11-32 Machine.....
*56534	22414	Oscillating Rock Shaft (steel) for 56535
56535	-----	Oscillating Rock Shaft complete, for 11-32 Machine, Nos. 622C, 11165, 11398, 56534 and two 1508E.....
56536	22419	Arm Shaft Gear with two 445C, for 11-32 Machine.....
56537	22419	Arm Side Wheel Shaft Gear with 453C, for 11-32 Machine.....
56539	-----	Arm Side Wheel Shaft 6805 with 11957, for 11-34 and 11-35 Machines.....
56540	-----	Needle Bar Frame Cam complete, for 11-32 Machine, Nos. 14610, 56541 and two 159D.....
56541	22420	Needle Bar Frame Cam Bevel Gear, for 56540.....
56542	22420	Needle Bar Frame Driving Bevel Pinion with two 445C, for 11-32 Machine...

No.	Plate	Name
56544	-----	Needle Bar Frame Regulator with 217E, 236E, 1876, 14026 and 56545, for 11-32 Machine.....
56545	22420	Needle Bar Frame Regulator Shaft, for 56544.....
*56546	-----	Tension (upper) Screw Stud 50064E with 1560C, for 11-32 Machine.....
56602	22427	Feed Dog, 10 teeth (13 teeth to the inch) for 56608, for 11-34 Machine
56607	-----	Throat Plate Body, for 56608.....
56608	22427	Throat Plate complete, for 56602, for 11-34 Machine, Nos. 14563, 56607 and two 401D.....
56609	22430	Vibrating Presser Bar, for 11-34 Machine
56610	22427	" " Foot, for 11-34 Machine
56612	-----	Thread Take-up Lever, for 56613.....
56613	22431	" " " 56612 with 1995, for 122404.....
56624	22404	Arm Side Wheel Shaft Gear with 453C, for 11-35 Machine.....
56626	22441	Cloth Plate, for 56629.....
56627	22441	" " Bracket with two 1107C, for 56629.....
56629	-----	Cloth Plate complete, for 1 in. to 4 1/2 in. grommet holes, for 11-32 Machine, Nos. 14760, 56626, 56627 and eight 389D.....
56707	22431	Feed Rock Shaft Arm 14505 with 212C and 6132, for 56533 and 122403.....
*56709	-----	Feed Rock Shaft 14630 with 14715, for 11-34 Machine.....
*56712	-----	Oscillating Shaft Sleeve, for 122383 and 122424.....
56713	22406	Shuttle Driver and Feed Lifting Cam, for 11-34 and 11-35 Machines.....
56715	22441	Arm Packing, for 11-32 Machine.....
*56717	-----	Cylinder, 5 in. diam., with 436C, 4448 and 122391, for 11-32 Machine.....
56718	22437	Crank Connecting Rod with two 145E, for 11-32 Machine.....
56719	22425	Feed Dog, 7 teeth (12 teeth to the inch) for 56742, 56744, 56746, 122393 to 122398 and 122408, for 11-32 Machine.....
56720	22424	Feed Dog (left) 11 teeth (10 teeth to the inch) for 56747, for 11-32 Machine.....
56721	22424	Feed Dog (right) 11 teeth (10 teeth to the inch) for 56748, for 11-32 Machine.....
56722	22424	Feed Dog Adjusting Piece, for 11-32 Machine.....

## NUMERICAL LIST OF PARTS

No.	Plate	Name
56723	22425	Feed Dog Adjusting Piece Carrier, for 11-32 Machine.....
56724	22437	Feed Forked Connection, for 11-32 Ma- chine.....
56725	22442	Feed Rock Shaft, for 11-32 Machine.....
56726	22414	" " " Crank (forked) with 445C, for 11-32 Machine.....
56727	22441	Feed Rod with 122416, for 11-32 Machine
56728	22411	Grommet Hole Center Guide (steel) for 3/8 in. holes, for 56742.....
56729	22442	Oscillating Shaft, for 11-32 Machine...
56730	22420	" " Crank, for 56731.....
56731	22420	Oscillating Shaft Crank complete, for 11-32 Machine, Nos. 445C, 1513J, 5868 and 56730.....
56732	22424	Presser Foot (left) for 11-32 Machine..
56733	22424	" " (right) for 11-32 Machine.
56734	22422	Shuttle Cylinder, for 122322.....
56735	22422	" Frame, for 122323.....
56736	22422	" Tension Spring, for 122322.....
56737	22422	Shuttle (cylinder) 4 in. diam. complete for 11-32 Machine, Nos. 8777, 16901 122322 and 122323.....
56738	22422	Shuttle Driver, for 11-32 Machine.....
56739	22418	" Race, for 11-32 Machine.....
56740	22418	" " Ring, for 11-32 Machine..
56741	22425	Throat Plate, for 56742 and 122408.....
56742	-----	" " 56741 with 175D and 56728 for 3/8 in. hole, for 56719, for 11-32 Machine.....
56743	22425	Throat Plate with 14026, for 56744.....
56744	-----	" " 56743 with 175D and 14740, for 1/2 in. ring, for 56719, for 11-32 Machine.....
56745	22425	Throat Plate with 14026, for 56746 and 122393 to 122397.....
56746	-----	Throat Plate 56745 with 175D and 14741, for 5/8 in. ring, for 56719, for 11-32 Machine.....
56747	22424	Throat Plate (left) for 56720, for 11-32 Machine.....
56748	22424	Throat Plate (right) for 56721, for 11-32 Machine.....
56749	22425	Throat Plate Holder, for 11-32 Machine.
56864	22433	Foot Lifter Chain Hook (large) for 13351.....
56865	22433	Foot Lifter Chain Hook (small) for 13351.....
*58245	-----	Lifting Presser Bar Rock Shaft Bracket 11481 with 2117, 11479, 11484 and 58578, for 11-34 Machine.....

No.	Plate	Name
58252	22416	Lifting Presser Bar Spring Bracket, for 11-34 Machine.....
58253	22436	Oil Cup, for 58254.....
58254	22436	Oil Cup complete, Nos. 2205, 8482, 9084, 11917, 11918, 58253, two 8953 and three 207F.....
58277	1895	Feed Rock Shaft Crank Pin, for 58726...
58277	1895	Oscillating Shaft Crank Pin, for 11-32 Machine.....
58277	1895	Shuttle Driver Pin, for 11-32 Machine..
58295	-----	Thread Take-up Lever, for 58296.....
58296	22416	" " " 58295 with 1895, for 58320.....
58320	-----	Thread Take-up Lever 58296 with 50437D, for 11-34 Machine.....
*58331	-----	Thread Take-up Lever, for 58332.....
58332	22414	" " " 58331 with 1895 and 9219, for 58333.....
58333	-----	Thread Take-up Lever 58332 with 50437D, for 11-32 Machine.....
58458	22433	Driving Attachment Brake Block Stud, for 122434, 122435 and 122446.....
58559	-----	Tension Screw Stud 411E with 1560C, for 11420.....
58578	22417	Lifting Presser Bar Rock Shaft Adjust- ing Arm with 453C, for 58245.....
58590	-----	Thread Retaining Screw Stud 686E with 1560C, for 11041.....
58596	-----	Tension (lower) Screw Stud 632E with 1560C, for 11-32 Machine.....
58597	-----	Thread Retaining Screw Stud 606E with 1560C, for 11503.....
58598	-----	Tension Screw Stud 607E with 1560C, for 12042.....
58643	22415	Lifting Presser Bar Bracket with two 145E, for 11-34 Machine.....
60213	22409	Bobbin Winder Position Pin, for 60215..
60214	22432	" " Spindle, for 60217.....
60215	22432	" " " Shaft with 454C and 60213, for 60217.....
60216	22432	Bobbin Winder Stop Latch, for 60217....
60217	-----	" " for 126055, Nos. 2269, 11107 41441, 41894, 41896, 41897, 41899, 43270, 60214 to 60216 and two 4784.
60271	22436	Bobbin Winder Bracket, for 126055.....
60502	-----	Driving Attachment Treadle Bracket (right) 46681 with two wood screws 1 in. No. 14, for 126211.....
60516	22432	Bobbin Winder Stop Latch, for 60735....
60517	-----	" " for 126058 and 150651, Nos. 41441, 41894, 41896 to 41899, 43270, 60735 and two 4784.....

## NUMERICAL LIST OF PARTS

No.	Plate	Name
60573	22439	Thread Unwinder Thread Guard Rod, 15 in. long, for 126054.....
60608	22440	Thread Unwinder Thread Guard, for 60609.
60609	-----	Thread Unwinder Thread Guard complete, for 41823 and 126054, Nos. 330E, 2103 5769, 17547, 42418, 60608 and two 2102,.....
60626	22438	Driving Attachment Treadle Pitman complete, for 126212, Nos. 80223 and two 27639.....
60735	-----	Bobbin Winder Stop Latch 60516 with 2269 and 41446, for 60517.....
60858	22433	Driving Attachment Treadle Hanging Hook for 126212.....
80223	22438	Driving Attachment Treadle Pitman Rod Clamp with 361C, for 14708 and 60626.....
120344	22428	Oiler (copper plated) with 120345, for 11-32 and 11-35 Machines (Accessories).....
120345	22428	Oiler Spout, 4 1/2 in. long, for 120344
120346	22428	" (copper plated) with 120347, for 11-34 Machine (Accessories).....
120347	22428	Oiler Spout, 8 1/2 in. long, for 120346
122301	22435	Balance Wheel with two 354C, for 122302
122301	22435	Driving Attachment Balance Wheel with two 354C, for 122302.....
122302	-----	Balance Wheel 122301 with 11442, 122469, two 1402D and four 401E, for 11-32 Machine.....
122302	-----	Driving Attachment Balance Wheel 122301 with 11442, 122469, two 1402D and four 401E, for 122434.....
122303	-----	Balance Wheel Ball Ring, for 122304....
122303	-----	Driving Attachment Balance Wheel Ball Ring, for 122304.....
122304	22419	Balance Wheel Ball Ring 122303 with eighteen 25362, for 11-32 Machine.
122304	22419	Driving Attachment Balance Wheel Ball Ring 122303 with eighteen 25362, for 122434.....
122306	22419	Balance Wheel Ball Washer (left) for 11-32 Machine.....
122306	22419	Driving Attachment Balance Wheel Ball Washer (left) for 122434.....
122313	22442	Arm Shaft, for 11-34 Machine.....
122314	22418	" " Bushing, for 11-34 and 11-35 Machines.....
122315	22435	Balance Wheel with two 354C, for 122316
122315	22435	Driving Attachment Balance Wheel with two 354C, for 122316.....

## NUMERICAL LIST OF PARTS

59

No.	Plate	Name
122316	-----	Balance Wheel 122315 with 11442, 122469, two 1402D and four 401E, for 11-34 and 11-35 Machines.....
122316	-----	Driving Attachment Balance Wheel 122315 with 11442, 122469, two 1402D and four 401E, for 122433 and 122435..
•122317	-----	Balance Wheel Ball Ring (brass) for 122318.....
•122317	-----	Driving Attachment Balance Wheel Ball Ring (brass) for 122318.....
122318	22419	Balance Wheel Ball Ring 122317 with eighteen 25362, for 11-34 and 11-35 Machines.....
122318	22419	Driving Attachment Balance Wheel Ball Ring 122317 with eighteen 25362, for 122433 and 122435.....
122319	22417	Balance Wheel Ball Washer (left) for 11-34 and 11-35 Machines.....
122319	22417	Driving Attachment Balance Wheel Ball Washer (left) for 122433 and 122435.....
122322	-----	Shuttle Cylinder 56734 with 1323F and 56736, for 56737.....
122323	-----	Shuttle Frame 56735 with 19869, 43236 and 43239, for 56737.....
•122326	-----	Arm, for 122327.....
122327	-----	" 122326 with 65D, 14578, 15404, 122328 two each 434C and 15405, for 11-32 Machine.....
122328	22419	Arm Side Wheel Shaft Bushing, for 122327
122332	22427	Shuttle Race Ring, for 11-34 and 11-35 Machines.....
122358	22437	Driving Attachment Lever Bracket, for 122434.....
122360	22442	Arm Shaft, for 11-35 Machine.....
122363	22433	Driving Attachment Lever Spring Hook, for 122434 and 122435.....
•122366	-----	Arm, for 122367.....
122367	-----	" 122366 with 65D, 12453, 14710, 15404, 122372, two each 437C and 15405, for 11-35 Machine.....
•122368	-----	Arm, for 122369.....
122369	-----	" 122368 with 65D, 14710, 15404, 122372 two each 437C and 15405, for 11-34 Machine.....
122372	22417	Arm Side Wheel Shaft Bushing, for 122367 and 122369.....
•122375	-----	Cylinder, 3 1/8 in. diam., for 11-35 Machine.....
•122377	-----	Cylinder, 3 1/8 in. diam., for 11-34 Machine.....

## NUMERICAL LIST OF PARTS

No.	Plate	Name
122381	22416	Oscillating Shaft Bushing (front) for 11-34 and 11-35 Machines.....
122383	22436	Oscillating Shaft with 2049 and 56712, for 11-34 Machine.....
122384	22430	Foot Lifter Vibrating Presser Bar Hinge Bracket with 145F.....
122384	22430	Vibrating Presser Bar Hinge Bracket with 145F, for 11-34 Machine.....
122385	22436	Foot Lifter Lifting Lever, for 122387..
122386	22433	" " " " Link, for 122387.....
122387	-----	Foot Lifter complete, for 11-34 Machine Nos. 58D, 4885, 8999, 13351, 19510, 122385, 122386, two each 76D and 86D
122391	22420	Oscillating Shaft Bushing, for 56717...
122393	-----	Throat Plate 56745 with 175D and 14742, for 3/4 in. ring, for 56719, for 11-32 Machine.....
122394	-----	Throat Plate 56745 with 175D and 14743, for 7/8 in. ring, for 56719, for 11-32 Machine.....
122395	-----	Throat Plate 56745 with 175D and 14744, for 1 in. ring, for 56719, for 11-32 Machine.....
122396	-----	Throat Plate 56745 with 175D and 14745, for 1 in. hole, for 56719, for 11-32 Machine.....
122397	-----	Throat Plate 56745 with 175D and 14746, for 1 1/4 in. hole, for 56719, for 11-32 Machine.....
122398	-----	Throat Plate with 846D, for 1 1/2 in. to 4 1/2 in. holes, for 14747 to 14759 and 56719, for 11-32 Machine.....
122403	-----	Feed Rock Shaft Arm 56707 with 14524 and 14565, for 11-35 Machine.....
122404	-----	Thread Take-up Lever 56613 with 50437D, for 11-35 Machine.....
122407	22411	Grommet Hole Center Guide (steel) for 3/8 in. ring, for 122408.....
122408	-----	Throat Plate 56741 with 175D and 122407 for 3/8 in. ring, for 56719, for 11-32 Machine.....
122409	22406	Shuttle Cylinder Hinge Pin, for 11997 and 122423.....
122410	22406	Shuttle Cylinder Latch, for 122421.....
122416	1896	Feed Rod Hinge Screw Bushing, for 14566 and 56727.....
122417	22406	Shuttle Cylinder, for 122418.....
122418	-----	" " 122417 with 773F and 122422, for 122423.....
122419	22408	Shuttle Cylinder Latch Spring, for 122421.....

## NUMERICAL LIST OF PARTS

61

No.	Plate	Name
122420	22406	Shuttle Frame, for 122421.....
122421	-----	" " 122420 with 12002, 122410 and 122419, for 122423.....
122422	22408	Shuttle Tension Spring, for 122418.....
122423	22406	Shuttle (cylinder) 2 1/2 in. diam., com- plete, for 11-34 Machine, Nos. 14535, 122409, 122418 and 122421....
122424	22436	Oscillating Shaft with 2049 and 56712, for 11-35 Machine.....
122425	22408	Oscillating Shaft Collar with two 453C, for 11-35 Machine.....
122426	22442	Driving Attachment Lever with 1036C, for 122435.....
122427	22438	Driving Attachment Lever Bracket, for 122435 and 122446.....
122428	22442	Driving Attachment Lever with 1036C, for 122434 and 122446.....
122430	22431	Oscillating Shaft Crank, for 122431....
122431	22431	Oscillating Shaft Crank complete, for 11-35 Machine, Nos. 453C, 1513J, 5868 and 122430.....
122433	-----	Driving Attachment complete, for 11-34 Machine, Nos. 166D, 1520J, 6055, 11440 11864, 14785, 122316, 122318, 122319, 122446 and 126212.....
122434	-----	Driving Attachment complete, for 11-32 Machine, Nos. 135D, 166D, 1520J, 6055, 8984, 8991, 8992, 11440, 11864, 14706, 58458, 122302, 122304, 122306, 122358, 122363, 122428 and two 116E.....
122435	-----	Driving Attachment complete, for 11-35 Machine, Nos. 135D, 166D, 1520J, 6055 8984, 8991, 8992, 11440, 11864, 58458, 122316, 122318, 122319, 122363, 122428 122427, 126212 and two 123E.....
*122446	-----	Driving Attachment Lever 122428 with 135D, 8984, 8991, 8992, 58458, 122427 and two 123E, for 122433.....
122469	22419	Balance Wheel Ball Washer (right) for 122302 and 122316.....
122469	22419	Driving Attachment Balance Wheel Ball Washer (right) for 122302 and 122316.....
122470	22442	Arm Shaft, for 11-32 Machine .....
126036	22438	Driving Attachment Treadle, for 126037..
126037	-----	" " " 126036 with 2718R, 50581R and 126038, for 126211
126038	22438	Driving Attachment Treadle Extension, for 126037.....
126054	22439	Thread Unwinder (top of arm) complete, for 126055, Nos. 1513J, 27556, 60573 and 60609.....

## NUMERICAL LIST OF PARTS

No.	Plate	Name
126055	-----	Bobbin Winder (swinging automatic, left hand) complete, for 16901, for 11-32 Machine, Nos. 9842, 50124D, 60217, 60271, 126054 and three 894D.
126057	22438	Bobbin Winder Bracket, for 126058.....
126058	-----	Bobbin Winder (swinging automatic, left hand) complete, for 14535, for 11-35 Machine, Nos. 41823, 60517, 126057, two 134D and three 894D....
126205	22438	Driving Attachment Treadle Bracket (left) for 126206.....
126206	-----	Driving Attachment Treadle Bracket (left) complete, for 126211, Nos. 23258, 126205, 126207, 126208 and two wood screws 1 in. No. 14.....
126207	22433	Driving Attachment Treadle Bracket (left) Hook, for 126206.....
126208	22410	Driving Attachment Treadle Bracket (left) Hook Rivet, for 126206.....
126211	-----	Driving Attachment Treadle complete, for 126212, Nos. 60502, 126037 and 126208
126212	-----	Driving Attachment Treadle and Pitman complete, for 122433 and 122435, Nos. 60626, 60858 and 126211.....
150650	22438	Bobbin Winder Bracket, for 150651.....
150651	-----	Bobbin Winder (swinging automatic, left hand) complete, for 14535, for 11-34 Machine, Nos. 41823, 60517, 150650, two 134D and three 894D....

ILLUSTRATIONS OF PARTS  
FOR  
MACHINES


Nos. 11-32, 11-34 and 11-35

# PLATE 1894 - FULL SIZE

19785



43263



3012



144



445



437



9842



446



434



65



2117



453



25362



401



1402



11241




# PLATE 1895 - FULL SIZE

354



1107



389




145



176




6132



565



23




212



436



568



4448



58277



14523



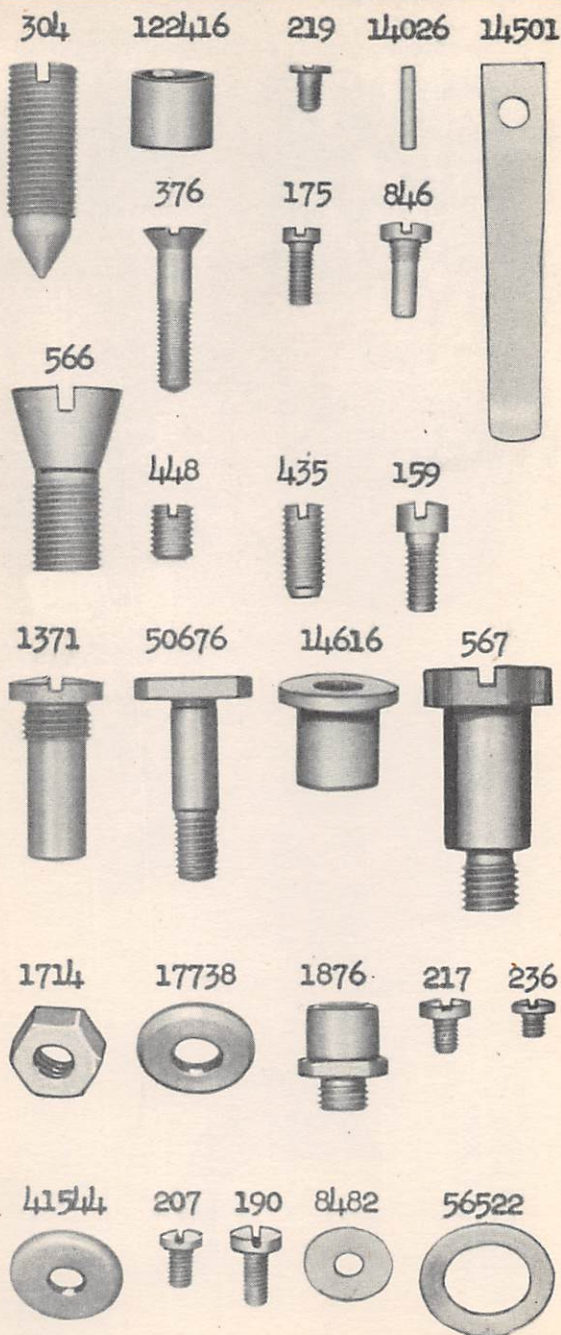
164



6312




# PLATE 1896 - FULL SIZE



# PLATE 1897 - FULL SIZE


14766



8879




11043




8791



11044



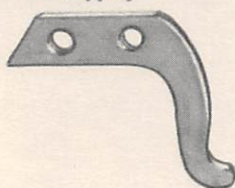
2102




14770



14769




14767



# PLATE 1898 - FULL SIZE

5868



14732



19702



1054




8953



2205



9119



622




1508



134



14731



680



11918



381



756



194



1513



# PLATE 1899 - FULL SIZE

690



11165



5968



11411



96



19869



1323



2022



43236



2103



1560



8905



1518



50173



50064




8873



11950



1995



21788




9219



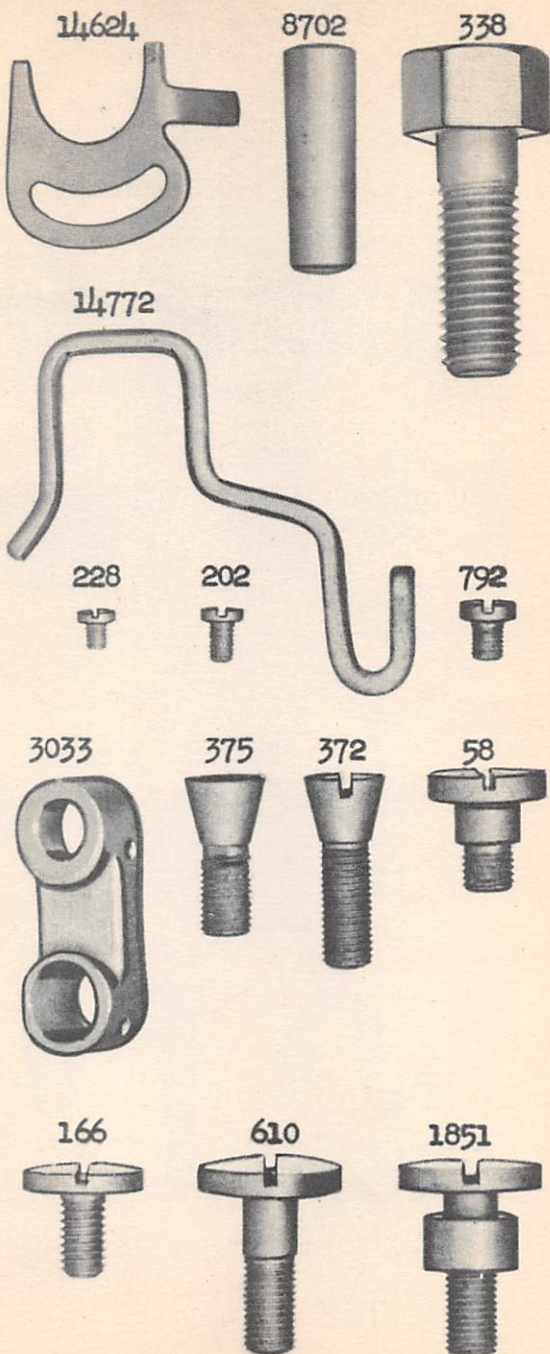
8777



8798



# PLATE 224OI - FULL SIZE



# PLATE 224O2 - FULL SIZE

2718



8761



8763



7958



43267




2002



4389



1850



141



1528



11492



258



1177



2049



5983



50323



211



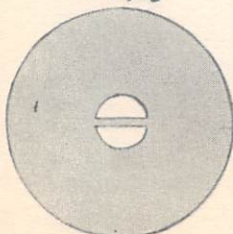
11424



122




11423



# PLATE 22403 - FULL SIZE


12091




11970




50322




16




11488



123



608




# PLATE 22404 - FULL SIZE

12453




411



686




818




11052



11431



56624



14555



7393



634



440



316



1547



11854



590

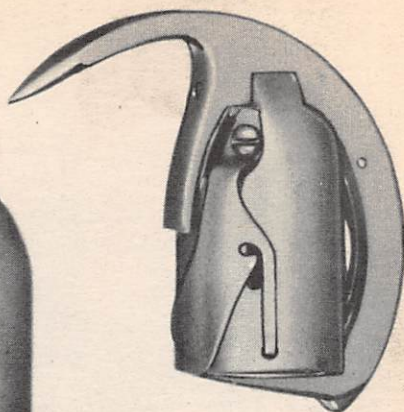


1549



# PLATE 224O5 - FULL SIZE

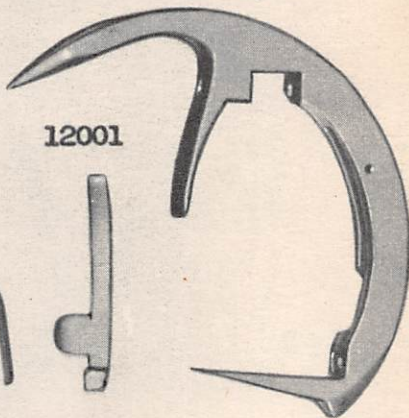
11997



11999




12004



12005




12001



774



12008



11422



# PLATE 22406 - FULL SIZE

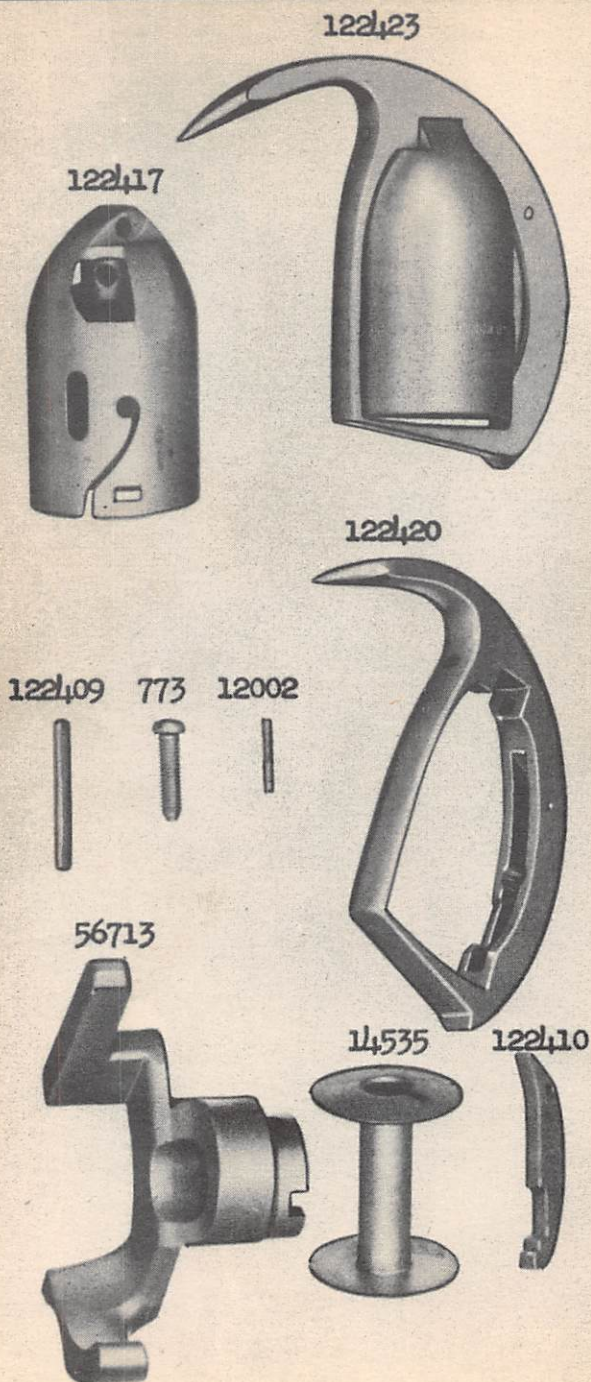


PLATE 22407 - FULL SIZE


14551




11994




1899



11992



14553



11995




# PLATE 22408 - FULL SIZE

606



11506



122422



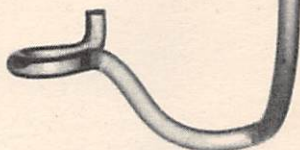
11937



898



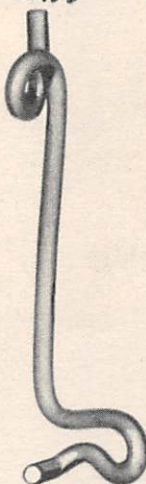
9525



11936



11495



11509




233



223



122425



685



122419



11939



# PLATE 22409 - FULL SIZE

60213



894



449



4784



41441




26070



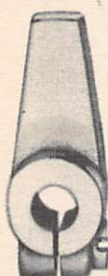
454



2269



41899



41895



138



5769



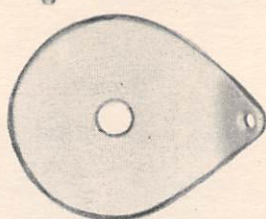
50124



828



17547




330



116



11441



1036



# PLATE 22410 - FULL SIZE


135



1520



6055



597



23258



342




126208



50581



76



19510



361



86



1300




8999



1600



1522



119



11487



PLATE 22411 - FULL SIZE

122407



56728



14740



14741



14742




14743




14744




14745



14746



14747



14748


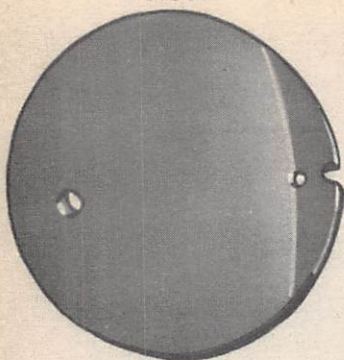



PLATE 22412 - ONE - HALF SIZE


14755




14749




14750




14753




14754



14752



14756



14751






PLATE 22413 - ONE - HALF SIZE


14757



14758



14759




# PLATE 22414 - ONE - HALF SIZE

14504



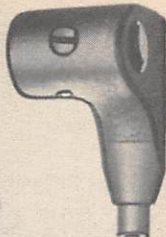
14505



11383




14522




11398



14760



56726




11539




3032



14715



56534



50063



58332





PLATE 22415 - ONE - HALF SIZE


11484



58643



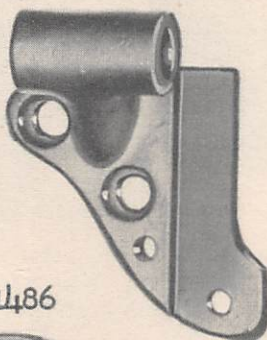
11476



11489



11481



11907



11486




PLATE 22416 - ONE - HALF SIZE


11490



58252



12090




11164




122381



12088



14633



11502




607



11479



58296



50437



PLATE 22417 - ONE - HALF SIZE

114603



11475



11986



11991



6805



122372



114631



58578



122319






PLATE 22418 - ONE - HALF SIZE

56739



56740



632



122314



17429



17430




# PLATE 22419 - ONE - HALF SIZE

11354



56536




56537



14607



122328




8708



50346




122304



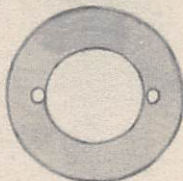
254




122306




122469



122318



14583




11368




# PLATE 22420 - ONE - HALF SIZE


56541



14610




14613



14615



56542



56545



9084



122391



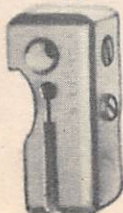
56730



56731



14532



8760



14730



PLATE 2242I - ONE - HALF SIZE


14728



14729



11538



14761



11909




PLATE 22422 - ONE - HALF SIZE

16901



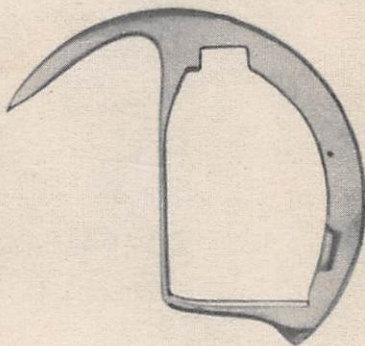
56737




56736 43239




56735



11367



56738

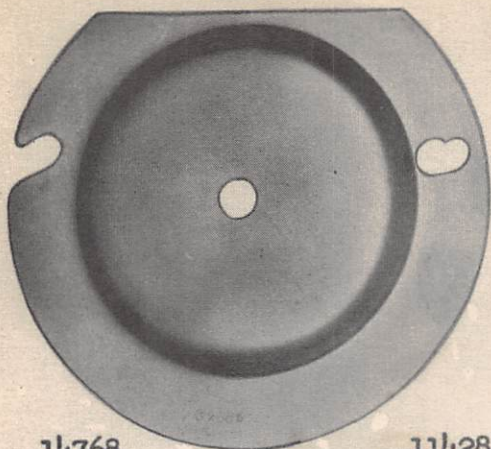


56734



PLATE 22423 - ONE - HALF SIZE


32885



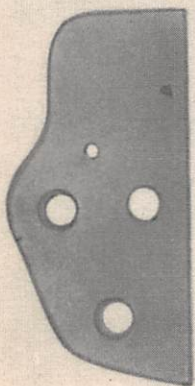
14768



11428



14617



12044





PLATE 22424 - ONE - HALF SIZE


56747




56720



56748




56721



56722



14762



14763



56732

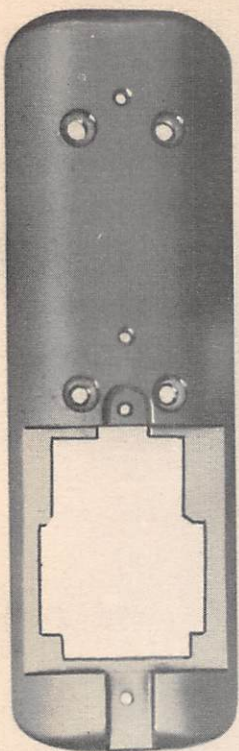


56733



PLATE 22425 - ONE - HALF SIZE


56749




56719




56741



56745



56743



56723



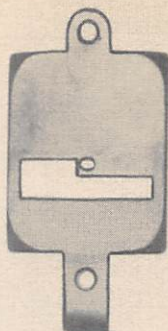


PLATE 22426 - ONE - HALF SIZE


14519



14520



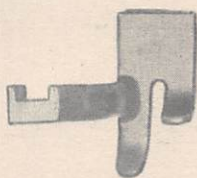
14574




14716



14680



14681



14570



14559




14733




PLATE 22427 - ONE - HALF SIZE


14554



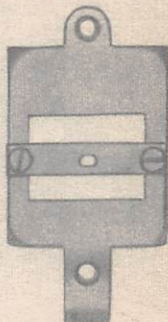
122332



14783



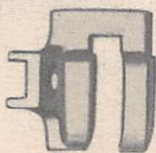
56608



56602



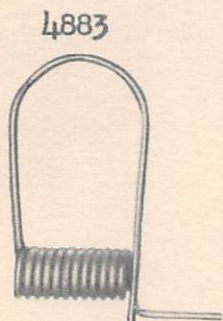
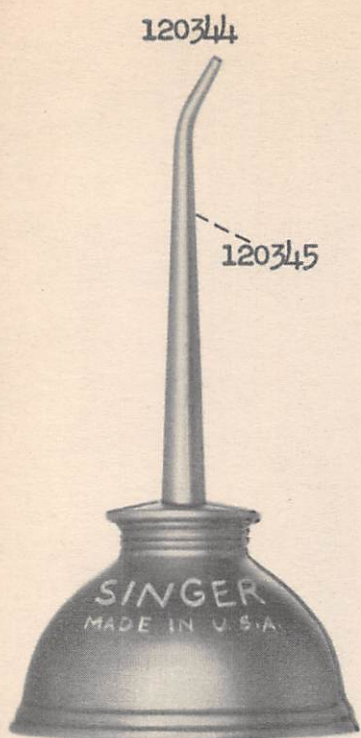
56610



19951



PLATE 22428 - ONE - HALF SIZE



# PLATE 22429 - ONE - HALF SIZE


490




953




11831




26026



8910



8909



26485



8908



25200



4822



9281



PLATE 22430 - ONE - HALF SIZE


56609




11512




122384



114526




120114



# PLATE 22431 - ONE - HALF SIZE


14565



14547



56707



12066



11975




11988



122430



122431



11976



11990



56613


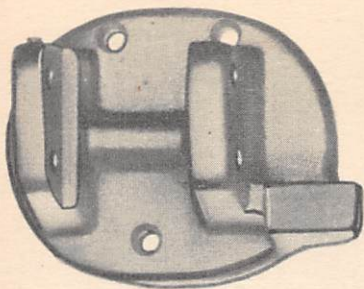


PLATE 22432 - ONE - HALF SIZE

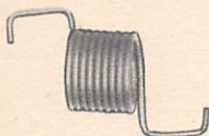
41894



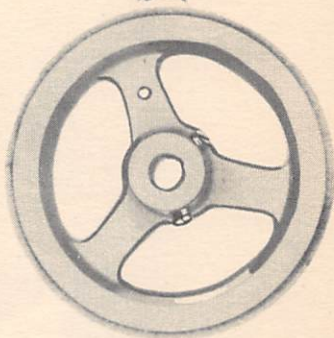
41896




41897



43270



60214




60516




60215



60216



411446



11107




41898



# PLATE 22433 - ONE - HALF SIZE


8984



58458



8991



8992



122363



14673



14785



126207




56865




4879



56864



14674



122386



4882



60858




PLATE 22434 - ONE - FOURTH SIZE


14578




11957



14579



14710



11864






PLATE 22435 - ONE - FOURTH SIZE


122301



111/42

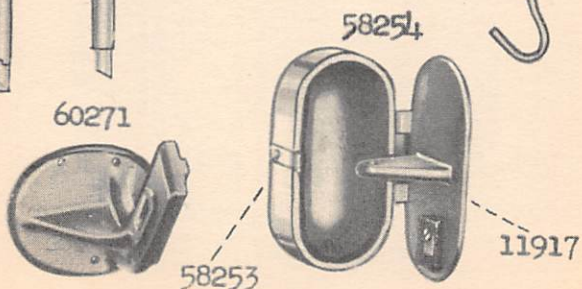
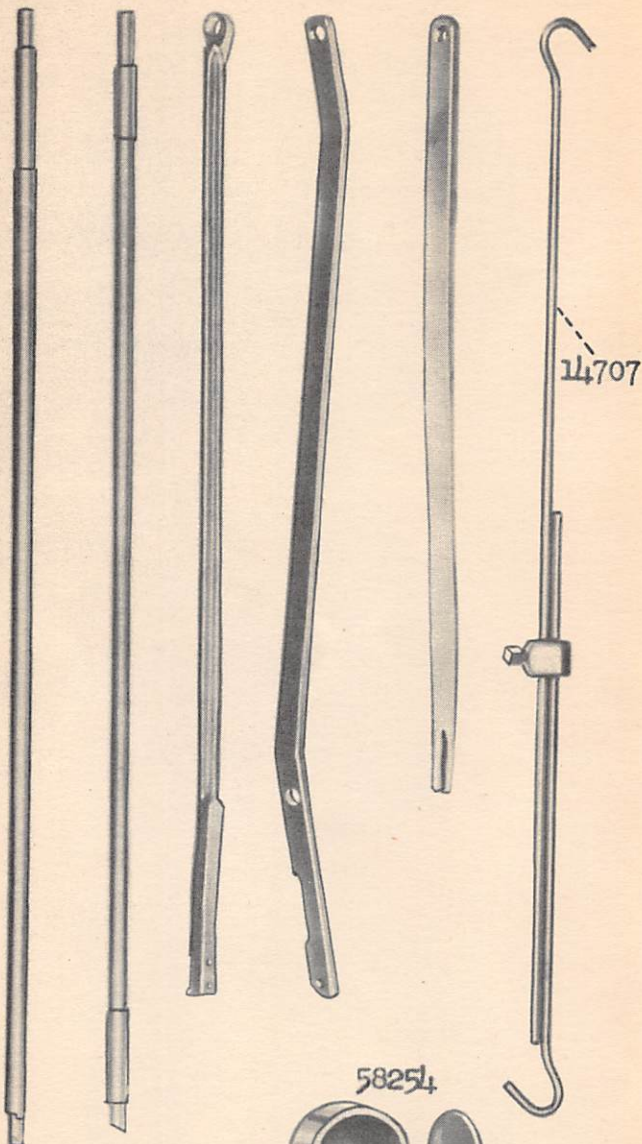


122315



# PLATE 22436 - ONE - FOURTH SIZE

122424 122383 14566 122385 11493 14708



# PLATE 22437 - ONE - FOURTH SIZE


12087

14545

56724

12097

12062



56718

12096

14540



122358




PLATE 22438 - ONE - FOURTH SIZE

60626



122427



4885



150650



4884

80223

27639

126205




46681



126057



126038



126036




PLATE 22439 - ONE - FOURTH SIZE

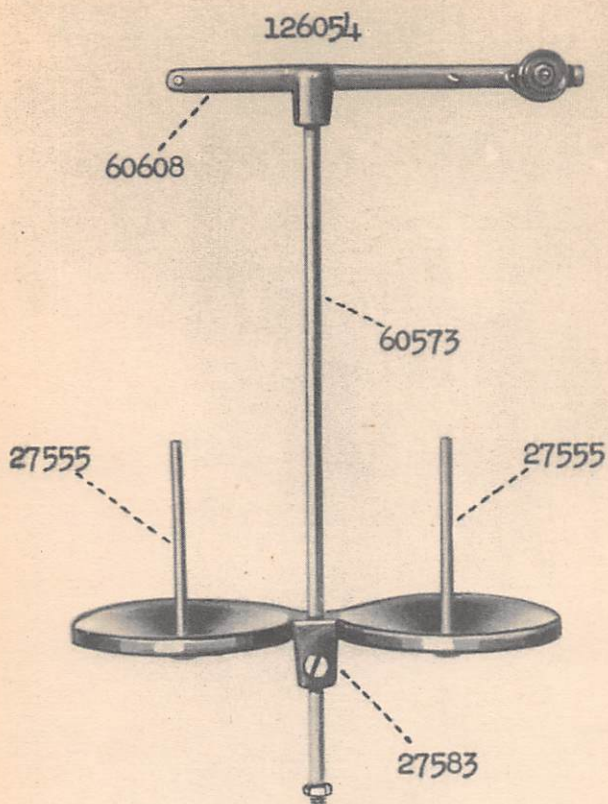


PLATE 22440 - ONE - FOURTH SIZE

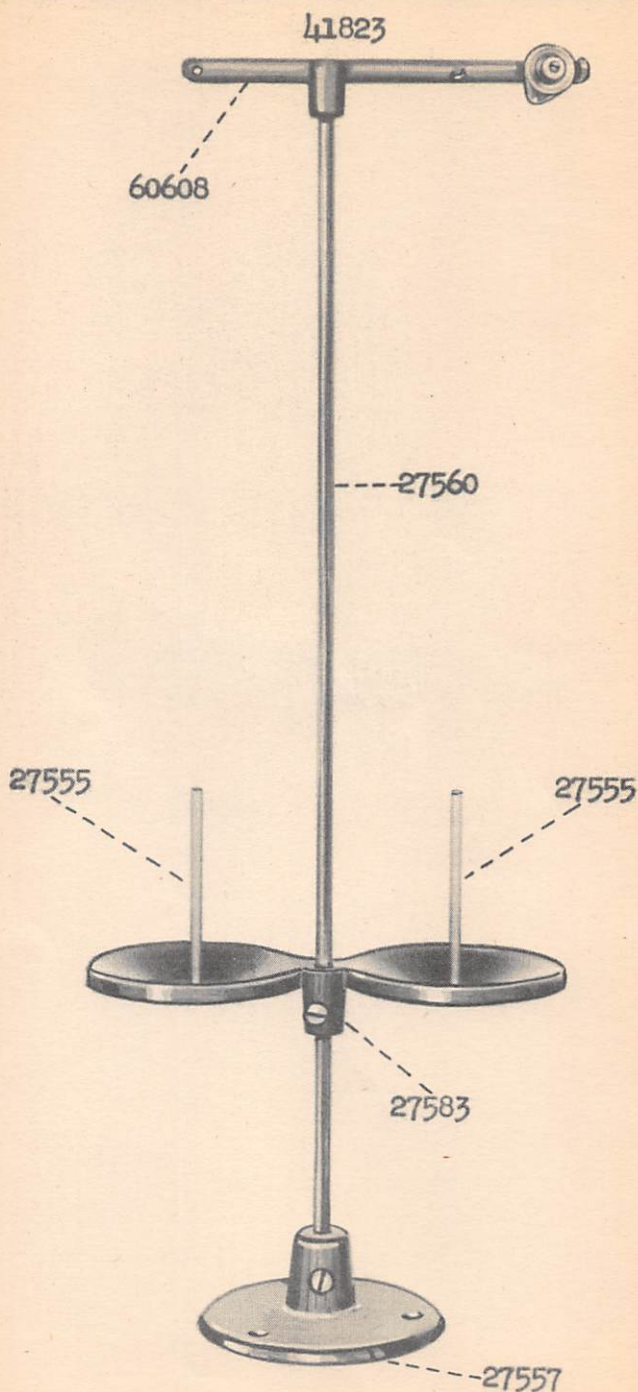




PLATE 22441 - ONE - SIXTH SIZE

14672




56626




56727



56627



11440



56715




PLATE 22442 - ONE - NINTH SIZE

122426



122428




122470



122313



122360



56725



56729



**Genuine Singer Needles should be used  
in Singer Machines.  
These Needles and their Containers  
are marked with the  
Company's Trade Mark "SIMANCO." 1**

**Needles in Containers marked  
"For Singer Machines"  
are not Singer-made needles. 2**





